

BCE (BCEF) - EUX/20221216

2021/09/27 19:08:40

Price
47.29 USDDifference  -0.22% (-0.10)

General attributes

Symbol	BCEFZ22
Exchange	Eurex
Currency	USD
Security type	Future
Underlying	BCE INC.
Maturity	12-2022
Contract size	100

Market data

Bid (Bid size)	- USD (-)
Ask (Ask size)	- USD (-)
Open	47.29 USD
High	47.29 USD
Low	47.29 USD
Close (prev. day)	47.3941 USD
Underlying	BCE INC.
Underlying price (date)	63.52 (21/09/28)
Settlement price (date)	47.29 (21/09/27)
Open Interest	0

Performance and Risk

	6m	1Y	3Y
Perf (%)	+14.73%	+26.71%	-
Perf (abs.)	+6.07	+9.97	-
Beta	-	-	-
Volatility	12.17	15.82	29.29

Futures and Options

Related Futures	-
Related Options	-










Information about previous performance does not guarantee future performance.
Source: FactSet

Price data

Ø price 5 days Ø volume 5 days (pcs.)	47.45 USD (0)
Ø price 30 days Ø volume 30 days (pcs.)	47.52 USD (0)
Ø price 100 days Ø volume 100 days (pcs.)	46.03 USD (0)
Ø price 250 days Ø volume 250 days (pcs.)	41.95 USD (0)
YTD High date	48.61 USD (2021/09/13)
YTD Low date	37.62 USD (2021/02/01)
52 Weeks High date	48.61 USD (2021/09/13)
52 Weeks Low date	35.28 USD (2020/11/06)

Recent Research

on sector			
Date		Headline	Download
2021/09/22		Global Equity Ratings	
2021/09/16		Global Equity Ratings	
2021/08/20		Global Equity Ratings	
2021/08/03		Global Equity Ratings	
2021/08/02		Global Equity Ratings	