

BASF (BASG) - EUX/20221216

2022/08/17 18:35:21

Price
42.7303 EUR

Difference  **-4.61% (-2.07)**

General attributes

| | |
|---------------|---------|
| Symbol | BASGZ22 |
| Exchange | Eurex |
| Currency | EUR |
| Security type | Future |
| Underlying | BASF SE |
| Maturity | 12-2022 |
| Contract size | 100 |

Market data

| | |
|-------------------------|------------------|
| Bid (Bid size) | - EUR (-) |
| Ask (Ask size) | - EUR (-) |
| Open | 42.7303 EUR |
| High | 42.7303 EUR |
| Low | 42.7303 EUR |
| Close (prev. day) | 44.796 EUR |
| Underlying | BASF SE |
| Underlying price (date) | 43.44 (22/08/18) |
| Settlement price (date) | 42.73 (22/08/17) |
| Open Interest | 3,500 |

Performance and Risk

| | 6m | 1Y | 3Y |
|-------------|---------|---------|-------|
| Perf (%) | -34.16% | -33.87% | - |
| Perf (abs.) | -22.17 | -21.89 | - |
| Beta | - | - | - |
| Volatility | 42.13 | 33.98 | 37.02 |

Futures and Options

| | |
|-----------------|---|
| Related Futures | - |
| Related Options | - |

5Y












Information about previous performance does not guarantee future performance.
Source: FactSet

Price data

| | |
|---|--------------------------|
| Ø price 5 days Ø volume 5 days (pcs.) | 43.8649 EUR (0) |
| Ø price 30 days Ø volume 30 days (pcs.) | 43.1917 EUR (0) |
| Ø price 100 days Ø volume 100 days (pcs.) | 46.5892 EUR (0) |
| Ø price 250 days Ø volume 250 days (pcs.) | 54.4454 EUR (0) |
| YTD High date | 65.7870 EUR (2022/02/11) |
| YTD Low date | 39.3187 EUR (2022/07/05) |
| 52 Weeks High date | 65.7870 EUR (2022/02/11) |
| 52 Weeks Low date | 39.3187 EUR (2022/07/05) |

Recent Research

| on underlying | on sector | on market | |
|---------------|---|-----------------------|---|
| Date | | Headline | Download |
| 2022/08/18 |  | Global Equity Ratings |  |
| 2022/08/08 |  | Global Equity Ratings |  |
| 2022/07/25 |  | Global Equity Ratings |  |
| 2022/07/19 |  | Global Equity Ratings |  |
| 2022/06/29 |  | Global Equity Ratings |  |