

BASF (BASG) - EUX/20221216

2022/08/17 18:35:21

Price
42.7303 EUR

Difference  -4.61% (-2.07)

General attributes

Symbol	BASGZ22
Exchange	Eurex
Currency	EUR
Security type	Future
Underlying	BASF SE
Maturity	12-2022
Contract size	100

Market data

Bid (Bid size)	- EUR (-)
Ask (Ask size)	- EUR (-)
Open	42.7303 EUR
High	42.7303 EUR
Low	42.7303 EUR
Close (prev. day)	44.796 EUR
Underlying	BASF SE
Underlying price (date)	43.335 (22/08/18)
Settlement price (date)	42.73 (22/08/17)
Open Interest	3,500

Performance and Risk

	6m	1Y	3Y
Perf (%)	-34.16%	-33.87%	-
Perf (abs.)	-22.17	-21.89	-
Beta	-	-	-
Volatility	42.13	33.98	37.02

Futures and Options

Related Futures	-
Related Options	-

5Y












Information about previous performance does not guarantee future performance.
Source: FactSet

Price data

Ø price 5 days Ø volume 5 days (pcs.)	43.8649 EUR (0)
Ø price 30 days Ø volume 30 days (pcs.)	43.1917 EUR (0)
Ø price 100 days Ø volume 100 days (pcs.)	46.5892 EUR (0)
Ø price 250 days Ø volume 250 days (pcs.)	54.4454 EUR (0)
YTD High date	65.7870 EUR (2022/02/11)
YTD Low date	39.3187 EUR (2022/07/05)
52 Weeks High date	65.7870 EUR (2022/02/11)
52 Weeks Low date	39.3187 EUR (2022/07/05)

Recent Research

on underlying	on sector	on market	
Date		Headline	Download
2022/08/08		Global Equity Ratings	
2022/07/25		Global Equity Ratings	
2022/07/19		Global Equity Ratings	
2022/06/29		Global Equity Ratings	
2022/05/25		Global Equity Ratings	