

# BASF (BASG) - EUX/20221216

2022/07/06 18:47:19

Price  
**39.743** EUR

Difference  1.08% (0.42)

### General attributes

Symbol	BASGZ22
Exchange	Eurex
Currency	EUR
Security type	Future
Underlying	BASF SE
Maturity	12-2022
Contract size	100

### Market data

Bid (Bid size)	- EUR (-)
Ask (Ask size)	- EUR (-)
Open	39.743 EUR
High	39.743 EUR
Low	39.743 EUR
Close (prev. day)	39.3187 EUR
Underlying	BASF SE
Underlying price (date)	40.935 (22/07/07)
Settlement price (date)	39.74 (22/07/06)
Open Interest	0

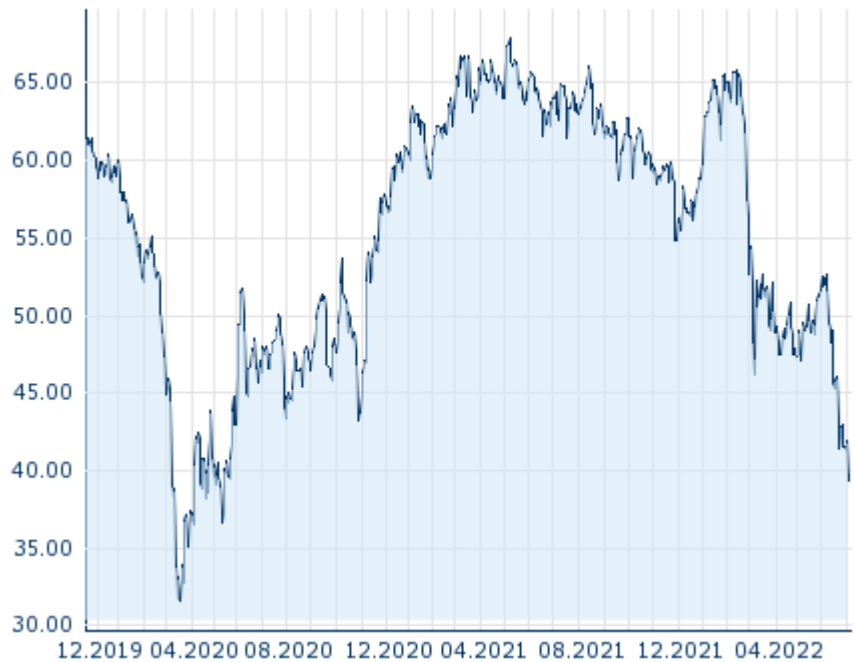
### Performance and Risk

	6m	1Y	3Y
Perf (%)	-36.71%	-36.83%	-
Perf (abs.)	-23.06	-23.17	-
Beta	-	-	-
Volatility	39.39	32.09	36.98

### Futures and Options

Related Futures	-
Related Options	-

5Y












Information about previous performance does not guarantee future performance.  
Source: FactSet

### Price data

Ø price 5 days   Ø volume 5 days (pcs.)	40.744 EUR (0)
Ø price 30 days   Ø volume 30 days (pcs.)	46.859 EUR (0)
Ø price 100 days   Ø volume 100 days (pcs.)	50.294 EUR (0)
Ø price 250 days   Ø volume 250 days (pcs.)	56.912 EUR (0)
YTD High   date	65.787 EUR (2022/02/11)
YTD Low   date	39.319 EUR (2022/07/05)
52 Weeks High   date	66.006 EUR (2021/08/13)
52 Weeks Low   date	39.319 EUR (2022/07/05)

### Recent Research

on underlying	on sector	on market	
Date		Headline	Download
2022/06/29		Global Equity Ratings	
2022/05/25		Global Equity Ratings	
2022/05/04		Global Equity Ratings	
2022/04/27		Global Equity Ratings	
2022/04/14		Global Equity Ratings	