

## KONE (KC4J) - EUX/20221216

2022/07/22 18:47:46

Price  
**44.0041** EURDifference  -1.04% (-0.46)

## General attributes

Symbol	KC4JZ22
Exchange	Eurex
Currency	EUR
Security type	Future
Underlying	KONE OYJ
Maturity	12-2022
Contract size	101

## Market data

Bid (Bid size)	- EUR (-)
Ask (Ask size)	- EUR (-)
Open	44.0041 EUR
High	44.0041 EUR
Low	44.0041 EUR
Close (prev. day)	44.4646 EUR
Underlying	KONE OYJ
Underlying price (date)	46.99 (22/11/28)
Settlement price (date)	44.00 (22/07/22)
Open Interest	0

## Performance and Risk

	6m	1Y	3Y
Perf (%)	-23.19%	-36.41%	-
Perf (abs.)	-13.29	-25.20	-
Beta	-	-	-
Volatility	32.83	27.84	25.92

## Futures and Options

Related Futures	-
Related Options	-

5Y












Information about previous performance does not guarantee future performance.  
Source: FactSet

## Price data

Ø price 5 days   Ø volume 5 days (pcs.)	45.1401 EUR (0)
Ø price 30 days   Ø volume 30 days (pcs.)	45.6665 EUR (0)
Ø price 100 days   Ø volume 100 days (pcs.)	46.5161 EUR (0)
Ø price 250 days   Ø volume 250 days (pcs.)	54.6466 EUR (0)
YTD High   date	61.6282 EUR (2022/01/05)
YTD Low   date	42.2934 EUR (2022/05/09)
52 Weeks High   date	70.5174 EUR (2021/08/27)
52 Weeks Low   date	42.2934 EUR (2022/05/09)

## Recent Research

on underlying   on sector   on market			
Date		Headline	Download
2022/11/28		Global Equity Ratings	
2022/11/18		Global Equity Ratings	
2022/10/31		Global Equity Ratings	
2022/10/05		Global Equity Ratings	
2022/09/26		Global Equity Ratings	