

RWE AG (RWEH) - EUX/20221216

2022/05/23 18:58:33

Price
43.3175 EURDifference  0.46% (0.20)

General attributes

Symbol	RWEH22
Exchange	Eurex
Currency	EUR
Security type	Future
Underlying	RWE AG
Maturity	12-2022
Contract size	100

Market data

Bid (Bid size)	- EUR (-)
Ask (Ask size)	- EUR (-)
Open	43.3175 EUR
High	43.3175 EUR
Low	43.3175 EUR
Close (prev. day)	43.1199 EUR
Underlying	RWE AG
Underlying price (date)	43.32 (22/05/23)
Settlement price (date)	43.32 (22/05/23)
Open Interest	0

Performance and Risk

	6m	1Y	3Y
Perf (%)	+37.06%	+35.45%	-
Perf (abs.)	+11.71	+11.34	-
Beta	-	-	-
Volatility	37.05	30.51	35.49

Futures and Options

Related Futures	-
Related Options	-











Information about previous performance does not guarantee future performance.
Source: FactSet

Price data

Ø price 5 days Ø volume 5 days (pcs.)	42.5379 EUR (0)
Ø price 30 days Ø volume 30 days (pcs.)	40.2156 EUR (0)
Ø price 100 days Ø volume 100 days (pcs.)	37.3518 EUR (0)
Ø price 250 days Ø volume 250 days (pcs.)	33.7263 EUR (0)
YTD High date	43.3175 EUR (2022/05/23)
YTD Low date	33.5106 EUR (2022/03/03)
52 Weeks High date	43.3175 EUR (2022/05/23)
52 Weeks Low date	27.8591 EUR (2021/07/20)

Recent Research

on underlying	on sector	on market	
Date		Headline	Download
2022/05/04		Global Equity Ratings	
2022/04/27		Global Equity Ratings	
2022/04/14		Global Equity Ratings	
2022/03/29		Global Equity Ratings	
2022/03/10		Global Equity Ratings	