

HAFNIA LTD.

ISIN: **BMG4233B1090**

WKN: -

Overview

2024/05/10 21:43:11

Price

7.665 EUR

Difference  0.99% (0.08)

General attributes

ISIN BMG4233B1090

Symbol HAFNI

Exchange Berlin

Currency EUR

Sector Transport

Security type Stock

Market cap (m) 3,862 EUR

Benchmark MSCI WORLD INDEX (STRD, UHD)

Market data

Bid (Bid size) -

Ask (Ask size) -

Open 7.59 EUR

High 7.73 EUR

Low 7.565 EUR

Close (prev. day) 7.59 EUR

VWAP -

Volume (pcs) 0

Trading volume 0.00

Number of trades 17

Last size 0

Futures and Options

Related Futures 0

Related Options -

5Y













Information about previous performance does not guarantee future performance.

Source: FactSet

Recent research

on sector

Date		Headline	Download
2024/04/26		Global Equity Ratings	
2024/04/03		Global Equity Ratings	
2024/03/13		Global Equity Ratings	
2024/02/22		Global Equity Ratings	
2024/02/14		Global Equity Ratings	

Details

2024/05/10 21:43:11

Price

7.665 EUR

Difference ▲ 0.99% (0.08)

General attributes

ISIN	BMG4233B1090
Symbol	HAFNI
Exchange	Berlin
Currency	EUR
Sector	Transport
Security type	Stock
Market cap (m)	3,862 EUR
Benchmark	MSCI WORLD INDEX (STRD, UHD)

Market data

Bid (Bid size)	-
Ask (Ask size)	-
Open	7.59 EUR
High	7.73 EUR
Low	7.565 EUR
Close (prev. day)	7.59 EUR
VWAP	-
Volume (pcs)	0
Trading volume	0.00
Number of trades	17
Last size	0

Performance and Risk

	6m	1Y	3Y
Perf (%)	+25.04%	+68.46%	+303.42%
Perf (abs.)	+1.54	+3.12	+5.77
Beta	-0.23	-0.05	0.33
Volatility	36.14	36.04	44.56

5Y



Information about previous performance does not guarantee future performance.
Source: FactSet

Price data

Ø price 5 days Ø volume 5 days (pcs.)	7.529 EUR (0)
Ø price 30 days Ø volume 30 days (pcs.)	7.033 EUR (0)
Ø price 100 days Ø volume 100 days (pcs.)	6.691 EUR (0)
Ø price 250 days Ø volume 250 days (pcs.)	5.858 EUR (1)
YTD High date	7.730 EUR (2024/05/10)
YTD Low date	5.955 EUR (2024/01/11)
52 Weeks High date	7.730 EUR (2024/05/10)
52 Weeks Low date	4.190 EUR (2023/06/06)

All listings for HAFNIA LTD.

Exchange 📍	Date	Time	Price	Trading volume (mio.)	Number of trades
Tradegate	2024/05/10	22:26	7.64 EUR	0.04	11
Stuttgart	2024/05/10	12:56	7.58 EUR	0.00	7
NYSE	2024/05/10	22:00	8.26 USD	2.05	1,385
Munich	2024/05/10	21:16	7.685 EUR	0.00	2
Frankfurt	2024/05/10	17:15	7.625 EUR	0.00	7

	10					
First North Stockholm	2024/05/ 10	16:14	88.60 NOK	6.00		74
Duesseldorf	2024/05/ 10	19:30	7.575 EUR	0.00		4
Berlin	2024/05/ 10	21:43	7.665 EUR	0.00		17

Company profile

Company Logo



Company Profile

-

Contact Details

HAFNIA LTD.

--

Telefon: -

Fax: -

E-mail: -