

IDEAL HOLDINGS SA EUR0.40 (CR)

ISIN: **GRS148003015** WKN: -

Overview

2024/06/28 16:16:31

Price
5.60 EURDifference  0.72% (0.04)

General attributes

ISIN	GRS148003015
Symbol	INTEK
Exchange	Athens Stock Exchange
Currency	EUR
Sector	-
Security type	Stock
Market cap (m)	269 EUR
Benchmark	GREECE

Market data

Bid (Bid size)	- (6)
Ask (Ask size)	5.60 (39)
Open	5.59 EUR
High	5.62 EUR
Low	5.59 EUR
Close (prev. day)	5.56 EUR
VWAP	5.603216 EUR
Volume (pcs)	6,701
Trading volume	37,547.15
Number of trades	72
Last size	250

Futures and Options











Related Futures	-
Related Options	-

5Y



Information about previous performance does not guarantee future performance.
Source: FactSet

Recent research

on market			
Date		Headline	Download
2024/06/21		Global Equity Ratings	
2024/06/14		Global Equity Ratings	
2024/04/26		Global Equity Ratings	
2024/03/26		Global Strategy 2Q 2024	
2024/03/13		Global Equity Ratings	

Details

2024/06/28 16:16:31

Price

5.60 EUR

Difference ▲ 0.72% (0.04)

General attributes

ISIN	GRS148003015
Symbol	INTEK
Exchange	Athens Stock Exchange
Currency	EUR
Sector	-
Security type	Stock
Market cap (m)	269 EUR
Benchmark	GREECE

Market data

Bid (Bid size)	- (6)
Ask (Ask size)	5.60 (39)
Open	5.59 EUR
High	5.62 EUR
Low	5.59 EUR
Close (prev. day)	5.56 EUR
VWAP	5.603216 EUR
Volume (pcs)	6,701
Trading volume	37,547.15
Number of trades	72
Last size	250

Performance and Risk

	6m	1Y	3Y
Perf (%)	-11.81%	+11.11%	+65.68%
Perf (abs.)	-0.75	+0.56	+2.22
Beta	0.88	0.67	0.85
Volatility	22.97	26.19	33.81

5Y



Information about previous performance does not guarantee future performance.
Source: FactSet

Price data

Ø price 5 days Ø volume 5 days (pcs.)	5.65 EUR (21,092)
Ø price 30 days Ø volume 30 days (pcs.)	5.90 EUR (20,156)
Ø price 100 days Ø volume 100 days (pcs.)	6.19 EUR (51,140)
Ø price 250 days Ø volume 250 days (pcs.)	5.90 EUR (42,200)
YTD High date	6.78 EUR (2024/02/19)
YTD Low date	5.50 EUR (2024/06/14)
52 Weeks High date	6.78 EUR (2024/02/19)
52 Weeks Low date	4.82 EUR (2023/09/21)

All listings for IDEAL HOLDINGS SA EUR0.40 (CR)

Exchange ⊕	Date	Time	Price	Trading volume (mio.)	Number of trades
London Stock Exchange	2018/05/03	17:52	0.935 EUR	0.00	1
Athens Stock Exchange	2024/06/28	16:16	5.60 EUR	0.04	72

Company profile

Company Logo

Contact Details

IDEAL REFACTORIES

--

Telefon: -

Fax: -

E-mail: -

Company Profile

-