

WABERER'S INTERNATIONAL PLC EUR0.35 (WAB) - BUD/C6

2024/04/25 03:48:19

Price
4,234.00 HUF

Difference  3.44% (141.00)

General attributes

Symbol	WABC6
Exchange	Budapest Stock Exchange
Currency	HUF
Security type	Future
Underlying	WABERER'S INTERNATIONAL PLC EUR0.35
Maturity	03-2025
Contract size	100

Market data

Bid (Bid size)	- HUF (-)
Ask (Ask size)	- HUF (-)
Open	4,234.00 HUF
High	-
Low	-
Close (prev. day)	4,093.00 HUF
Underlying	WABERER'S INTERNATIONAL PLC EUR0.35
Underlying price (date)	4,130.00 (24/04/25)
Settlement price (date)	- (-)
Open Interest	0


Performance and Risk

	6m	1Y	3Y
Perf (%)	-	-	-
Perf (abs.)	-	-	-
Beta	-	-	-
Volatility	-	-	-

Futures and Options

Related Futures	-
Related Options	-

5Y












Information about previous performance does not guarantee future performance.
Source: FactSet

Price data

Ø price 5 days Ø volume 5 days (pcs.)	- HUF (-)
Ø price 30 days Ø volume 30 days (pcs.)	- HUF (-)
Ø price 100 days Ø volume 100 days (pcs.)	- HUF (-)
Ø price 250 days Ø volume 250 days (pcs.)	- HUF (-)
YTD High date	- HUF (-)
YTD Low date	- HUF (-)
52 Weeks High date	- HUF (-)
52 Weeks Low date	- HUF (-)

Recent Research

on sector		on market	
Date		Headline	Download
2024/04/03		Global Equity Ratings	
2024/03/13		Global Equity Ratings	
2024/02/22		Global Equity Ratings	
2024/02/14		Global Equity Ratings	
2024/01/23		Global Equity Ratings	