

OPUS GLOBAL NYRT (OPS) - BUD/C7

2024/10/18 03:52:23

Price
525.00 HUF

Difference  **-0.76% (-4.00)**

General attributes

Symbol	OPSC7
Exchange	Budapest Stock Exchange
Currency	HUF
Security type	Future
Underlying	OPUS GLOBAL NYRT
Maturity	09-2025
Contract size	5,000

Market data

Bid (Bid size)	- HUF (-)
Ask (Ask size)	- HUF (-)
Open	525.00 HUF
High	-
Low	-
Close (prev. day)	529.00 HUF
Underlying	OPUS GLOBAL NYRT
Underlying price (date)	503.00 (24/10/18)
Settlement price (date)	- (-)
Open Interest	0


Performance and Risk

	6m	1Y	3Y
Perf (%)	-	-	-
Perf (abs.)	-	-	-
Beta	-	-	-
Volatility	-	-	-

Futures and Options

Related Futures	-
Related Options	-

5Y











Information about previous performance does not guarantee future performance.
Source: FactSet

Price data

Ø price 5 days Ø volume 5 days (pcs.)	- HUF (-)
Ø price 30 days Ø volume 30 days (pcs.)	- HUF (-)
Ø price 100 days Ø volume 100 days (pcs.)	- HUF (-)
Ø price 250 days Ø volume 250 days (pcs.)	- HUF (-)
YTD High date	- HUF (-)
YTD Low date	- HUF (-)
52 Weeks High date	- HUF (-)
52 Weeks Low date	- HUF (-)

Recent Research

on sector		on market	
Date		Headline	Download
2024/09/27		Global Equity Ratings	
2024/09/11		Global Equity Ratings	
2024/09/05		Global Equity Ratings	
2024/08/12		Global Equity Ratings	
2024/07/24		Global Equity Ratings	