

# OPUS GLOBAL NYRT (OPS) - BUD/C6

2020/11/20 14:20:30

**Price**  
224.00 HUF

**Difference**  0.00% (0.00)

### General attributes

Symbol	OPSC6
Exchange	Budapest Stock Exchange
Currency	HUF
Security type	Future
Underlying	OPUS GLOBAL NYRT
Maturity	06-2025
Contract size	5,000

### Market data

Bid (Bid size)	224.00 HUF (7)
Ask (Ask size)	- HUF (-)
Open	224.00 HUF
High	224.00 HUF
Low	224.00 HUF
Close (prev. day)	224.00 HUF
Underlying	OPUS GLOBAL NYRT
Underlying price (date)	458.00 (24/09/18)
Settlement price (date)	- (-)
Open Interest	0


### Performance and Risk

	6m	1Y	3Y
Perf (%)	-	-	-
Perf (abs.)	-	-	-
Beta	-	-	-
Volatility	-	-	-

### Futures and Options

Related Futures	-
Related Options	-

5Y











Information about previous performance does not guarantee future performance.  
Source: FactSet

### Price data

Ø price 5 days   Ø volume 5 days (pcs.)	- HUF (-)
Ø price 30 days   Ø volume 30 days (pcs.)	- HUF (-)
Ø price 100 days   Ø volume 100 days (pcs.)	- HUF (-)
Ø price 250 days   Ø volume 250 days (pcs.)	- HUF (-)
YTD High   date	- HUF (-)
YTD Low   date	- HUF (-)
52 Weeks High   date	- HUF (-)
52 Weeks Low   date	- HUF (-)

### Recent Research

on sector	on market	Date	Headline	Download
		2024/09/11	 Global Equity Ratings	
		2024/09/05	 Global Equity Ratings	
		2024/08/12	 Global Equity Ratings	
		2024/07/24	 Global Equity Ratings	
		2024/07/12	 Global Equity Ratings	