


# OPUS GLOBAL NYRT (OPS) - BUD/C6

2020/11/20 14:20:30

**Price**  
224.00 HUF

**Difference**  0.00% (0.00)

**General attributes**

Symbol OPSC6  
Exchange Budapest Stock Exchange  
Currency HUF  
Security type Future  
Underlying OPUS GLOBAL NYRT  
Maturity 03-2025  
Contract size 5,000

**Market data**


Bid (Bid size) 224.00 HUF (7)  
Ask (Ask size) - HUF (-)  
Open 224.00 HUF  
High 224.00 HUF  
Low 224.00 HUF  
Close (prev. day) 224.00 HUF  
Underlying OPUS GLOBAL NYRT  
Underlying price (date) 416.50 (24/08/16)  
Settlement price (date) - (-)  
Open Interest 0

**Performance and Risk**

	6m	1Y	3Y
Perf (%)	-	-	-
Perf (abs.)	-	-	-
Beta	-	-	-
Volatility	-	-	-

**Futures and Options**

Related Futures -  
Related Options -






Information about previous performance does not guarantee future performance.  
Source: FactSet

**Price data**

Ø price 5 days | Ø volume 5 days (pcs.) - HUF (-)  
Ø price 30 days | Ø volume 30 days (pcs.) - HUF (-)  
Ø price 100 days | Ø volume 100 days (pcs.) - HUF (-)  
Ø price 250 days | Ø volume 250 days (pcs.) - HUF (-)  
YTD High | date - HUF (-)  
YTD Low | date - HUF (-)  
52 Weeks High | date - HUF (-)  
52 Weeks Low | date - HUF (-)

**Recent Research**

on sector		on market	
Date		Headline	Download
2024/08/12		Global Equity Ratings	
2024/07/24		Global Equity Ratings	
2024/07/12		Global Equity Ratings	
2024/06/21		Global Equity Ratings	
2024/06/14		Global Equity Ratings	