

OPUS GLOBAL NYRT (OPS) - BUD/C4

2024/04/24 18:39:09

Price
411.00 HUF

Difference  0.00% (0.00)

General attributes

Symbol	OPSC4
Exchange	Budapest Stock Exchange
Currency	HUF
Security type	Future
Underlying	OPUS GLOBAL NYRT
Maturity	09-2024
Contract size	5,000

Market data

Bid (Bid size)	405.00 HUF (8)
Ask (Ask size)	411.00 HUF (34)
Open	411.00 HUF
High	411.00 HUF
Low	411.00 HUF
Close (prev. day)	411.00 HUF
Underlying	OPUS GLOBAL NYRT
Underlying price (date)	391.50 (24/04/26)
Settlement price (date)	- (-)
Open Interest	34

Performance and Risk

	6m	1Y	3Y
Perf (%)	-	-	+36.09%
Perf (abs.)	-	-	+109.00
Beta	-	-	-
Volatility	28.57	-	293.56

Futures and Options

Related Futures	-
Related Options	-

5Y











Information about previous performance does not guarantee future performance.
Source: FactSet

Price data

Ø price 5 days Ø volume 5 days (pcs.)	- HUF (-)
Ø price 30 days Ø volume 30 days (pcs.)	- HUF (-)
Ø price 100 days Ø volume 100 days (pcs.)	406.00 HUF (1)
Ø price 250 days Ø volume 250 days (pcs.)	- HUF (-)
YTD High date	- HUF (-)
YTD Low date	- HUF (-)
52 Weeks High date	- HUF (-)
52 Weeks Low date	- HUF (-)

Recent Research

on sector	on market		
Date		Headline	Download
2024/04/26		Global Equity Ratings	
2024/04/03		Global Equity Ratings	
2024/03/13		Global Equity Ratings	
2024/02/22		Global Equity Ratings	
2024/02/14		Global Equity Ratings	