

BUMIX FUTURES (MIX) - BUD/C7

2024/05/06 03:52:47

Price
6,476.00 HUFDifference  0.84% (54.00)

General attributes

Symbol	MIXC7
Exchange	Budapest Stock Exchange
Currency	HUF
Security type	Future
Underlying	BUDAPEST STOCK EXCHANGE MID- AND SMALLCAP SHARE INDEX
Maturity	06-2025
Contract size	100

Market data

Bid (Bid size)	- HUF (-)
Ask (Ask size)	- HUF (-)
Open	6,476.00 HUF
High	-
Low	-
Close (prev. day)	6,422.00 HUF
Underlying	BUDAPEST STOCK EXCHANGE MID- AND SMALLCAP SHARE INDEX
Underlying price (date)	6,107.55 (24/05/17)
Settlement price (date)	- (-)
Open Interest	0

Performance and Risk

	6m	1Y	3Y
Perf (%)	-	-	-
Perf (abs.)	-	-	-
Beta	-	-	-
Volatility	-	-	-

Futures and Options

Related Futures	-
Related Options	-

5Y










Chart
not available

Information about previous performance does not guarantee future performance.
Source: FactSet

Price data

Ø price 5 days Ø volume 5 days (pcs.)	- HUF (-)
Ø price 30 days Ø volume 30 days (pcs.)	- HUF (-)
Ø price 100 days Ø volume 100 days (pcs.)	- HUF (-)
Ø price 250 days Ø volume 250 days (pcs.)	- HUF (-)
YTD High date	- HUF (-)
YTD Low date	- HUF (-)
52 Weeks High date	- HUF (-)
52 Weeks Low date	- HUF (-)

Recent Research

on market		
Date	Headline	Download
2024/05/15	 Corporate Credit Monitor CEE	
2024/05/13	 Will Romanian central bank begin monetary easing?	
2024/05/10	 Disinflation ended in April	
2024/05/08	 Industry plummeted by 2.8% y/y in March	
2024/05/07	 Corporate Credit Monitor CEE	