

BUMIX FUTURES (MIX) - BUD/C5

2024/07/12 03:54:30

Price
6,861.50 HUF

Difference  0.17% (11.50)

General attributes

Symbol	MIXC5
Exchange	Budapest Stock Exchange
Currency	HUF
Security type	Future
Underlying	BUDAPEST STOCK EXCHANGE MID- AND SMALLCAP SHARE INDEX
Maturity	03-2025
Contract size	100

Market data

Bid (Bid size)	- HUF (-)
Ask (Ask size)	- HUF (-)
Open	6,861.50 HUF
High	-
Low	-
Close (prev. day)	6,850.00 HUF
Underlying	BUDAPEST STOCK EXCHANGE MID- AND SMALLCAP SHARE INDEX
Underlying price (date)	6,566.67 (24/07/11)
Settlement price (date)	- (-)
Open Interest	0

Performance and Risk

	6m	1Y	3Y
Perf (%)	-	-	-
Perf (abs.)	-	-	-
Beta	-	-	-
Volatility	-	-	-

Futures and Options

Related Futures	-
Related Options	-

5Y











Information about previous performance does not guarantee future performance.
Source: FactSet

Price data

Ø price 5 days Ø volume 5 days (pcs.)	- HUF (-)
Ø price 30 days Ø volume 30 days (pcs.)	- HUF (-)
Ø price 100 days Ø volume 100 days (pcs.)	- HUF (-)
Ø price 250 days Ø volume 250 days (pcs.)	- HUF (-)
YTD High date	- HUF (-)
YTD Low date	- HUF (-)
52 Weeks High date	- HUF (-)
52 Weeks Low date	- HUF (-)

Recent Research

on market		
Date	Headline	Download
2024/07/09	 Energy prices delivered the pretty figure	
2024/07/08	 Central bank meeting in Serbia and June's inflation	
2024/07/05	 Industry surprised to the downside	
2024/07/05	 From a distance, it is beautiful	
2024/07/05	 Moderate increase in retail sales	