

BUX FUTURES (BUX) - BUD/C7

2024/02/16 18:34:18

Price

70,770.00 HUF

Difference  0.13% (90.00)

General attributes

Symbol	BUXC7
Exchange	Budapest Stock Exchange
Currency	HUF
Security type	Future
Underlying	HUNGARY BUX
Maturity	09-2025
Contract size	1

Market data

Bid (Bid size)	70,650.00 HUF (10)
Ask (Ask size)	70,990.00 HUF (6)
Open	70,740.00 HUF
High	71,240.00 HUF
Low	70,670.00 HUF
Close (prev. day)	70,680.00 HUF
Underlying	HUNGARY BUX
Underlying price (date)	72,768.53 (24/09/18)
Settlement price (date)	- (-)
Open Interest	0

Performance and Risk

	6m	1Y	3Y
Perf (%)	-	+35.81%	+60.84%
Perf (abs.)	-	+18,660.00	+26,770.00
Beta	-	-	-
Volatility	-	61.57	45.61

Futures and Options

Related Futures	-
Related Options	-

5Y












Information about previous performance does not guarantee future performance.

Source: FactSet

Price data

Ø price 5 days Ø volume 5 days (pcs.)	70,248.00 HUF (224)
Ø price 30 days Ø volume 30 days (pcs.)	69,403.00 HUF (99)
Ø price 100 days Ø volume 100 days (pcs.)	66,382.86 HUF (53)
Ø price 250 days Ø volume 250 days (pcs.)	- HUF (-)
YTD High date	71,240.00 HUF (2024/02/16)
YTD Low date	67,800.00 HUF (2024/01/17)
52 Weeks High date	71,240.00 HUF (2024/02/16)
52 Weeks Low date	51,900.00 HUF (2023/02/17)

Recent Research

on market		
Date	Headline	Download
2024/09/16	 Industry, producer prices and labor market data	
2024/09/13	 Hungary Boosting growth remains a challenge	
2024/09/13	 CEE Germany's underperformance is sneaking into CEE	
2024/09/10	 August inflation came in at 3.4% y/y	
2024/09/08	 Will Croatia see a rating upgrade?	