


# BUX FUTURES (BUX) - BUD/C4

2024/09/18 17:06:39

**Price**  
**74,650.00** HUF

**Difference**  **-0.05% (-40.00)**

**General attributes**

Symbol	BUXC4
Exchange	Budapest Stock Exchange
Currency	HUF
Security type	Future
Underlying	HUNGARY BUX
Maturity	12-2024
Contract size	1

**Market data**

Bid (Bid size)	74,410.00 HUF (6)
Ask (Ask size)	74,800.00 HUF (14)
Open	74,780.00 HUF
High	74,800.00 HUF
Low	74,480.00 HUF
Close (prev. day)	74,690.00 HUF
Underlying	HUNGARY BUX
Underlying price (date)	72,768.53 (24/09/18)
Settlement price (date)	- (-)
Open Interest	7,346

**Performance and Risk**

	6m	1Y	3Y
Perf (%)	-	+25.57%	+43.12%
Perf (abs.)	-	+15,200.00	+22,490.00
Beta	-	-	-
Volatility	-	-	40.82

**Futures and Options**

Related Futures	-
Related Options	-












Information about previous performance does not guarantee future performance.  
 Source: FactSet

**Price data**

Ø price 5 days   Ø volume 5 days (pcs.)	74,504.00 HUF (203)
Ø price 30 days   Ø volume 30 days (pcs.)	74,061.85 HUF (299)
Ø price 100 days   Ø volume 100 days (pcs.)	74,185.54 HUF (248)
Ø price 250 days   Ø volume 250 days (pcs.)	- HUF (-)
YTD High   date	- HUF (-)
YTD Low   date	- HUF (-)
52 Weeks High   date	- HUF (-)
52 Weeks Low   date	- HUF (-)

**Recent Research**

on market		
Date	Headline	Download
2024/09/16	 Industry, producer prices and labor market data	
2024/09/13	 Hungary   Boosting growth remains a challenge	
2024/09/13	 CEE   Germany's underperformance is sneaking into CEE	
2024/09/10	 August inflation came in at 3.4% y/y	
2024/09/08	 Will Croatia see a rating upgrade?	