


APPENINN HOLDINGS (APP) - BUD/C6

2024/07/18 03:54:16

Price
622.00 HUF

Difference  0.65% (4.00)

General attributes

Symbol	APPC6
Exchange	Budapest Stock Exchange
Currency	HUF
Security type	Future
Underlying	APPENINN HLDGS HUF100
Maturity	03-2025
Contract size	1,000

Market data

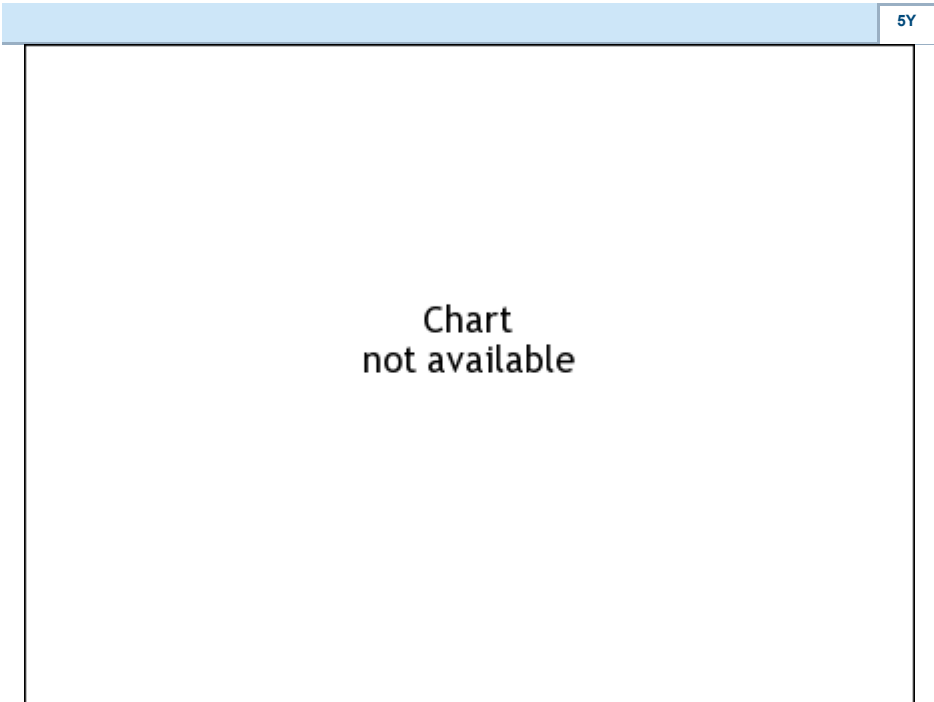
Bid (Bid size)	- HUF (-)
Ask (Ask size)	- HUF (-)
Open	622.00 HUF
High	-
Low	-
Close (prev. day)	618.00 HUF
Underlying	APPENINN HLDGS HUF100
Underlying price (date)	596.00 (24/07/18)
Settlement price (date)	- (-)
Open Interest	0

Performance and Risk

	6m	1Y	3Y
Perf (%)	-	-	-
Perf (abs.)	-	-	-
Beta	-	-	-
Volatility	-	-	-

Futures and Options

Related Futures	-
Related Options	-







Information about previous performance does not guarantee future performance.
Source: FactSet

Price data

Ø price 5 days Ø volume 5 days (pcs.)	- HUF (-)
Ø price 30 days Ø volume 30 days (pcs.)	- HUF (-)
Ø price 100 days Ø volume 100 days (pcs.)	- HUF (-)
Ø price 250 days Ø volume 250 days (pcs.)	- HUF (-)
YTD High date	- HUF (-)
YTD Low date	- HUF (-)
52 Weeks High date	- HUF (-)
52 Weeks Low date	- HUF (-)

Recent Research

on sector		on market	
Date		Headline	Download
2024/07/12		Global Equity Ratings	
2024/06/21		Global Equity Ratings	
2024/06/14		Global Equity Ratings	
2024/05/29		Global Equity Ratings	
2024/04/26		Global Equity Ratings	