


# DUNA HOUSE HOLDING PUB HUF5 (POST SUBD) (DHS) - BUD/C3

2024/08/08 03:46:19

**Price**  
889.00 HUF

**Difference**  1.60% (14.00)

**General attributes**

**Symbol** DHSC3

**Exchange** Budapest Stock Exchange

**Currency** HUF

**Security type** Future

**Underlying** DUNA HOUSE HOLDING PUB HUF5 (POST SUBD)

**Maturity** 10-2024

**Contract size** 100

**Market data**

**Bid (Bid size)** - HUF (-)

**Ask (Ask size)** - HUF (-)

**Open** 889.00 HUF

**High** -

**Low** -

**Close (prev. day)** 875.00 HUF

**Underlying** DUNA HOUSE HOLDING PUB HUF5 (POST SUBD)

**Underlying price (date)** 880.00 (24/08/07)

**Settlement price (date)** - (-)

**Open Interest** 0

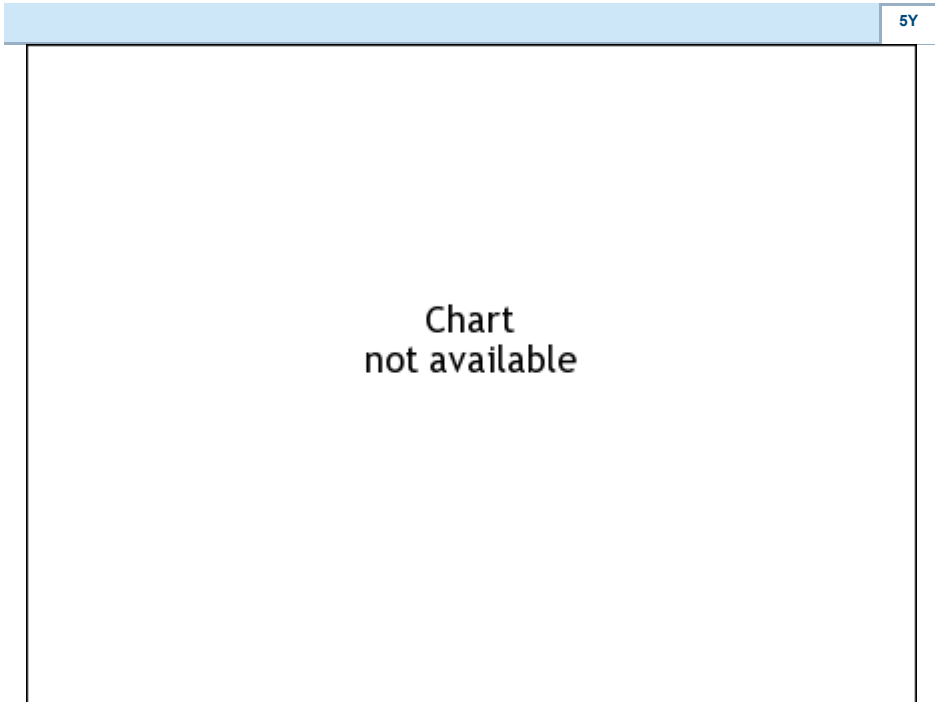
**Performance and Risk**

	6m	1Y	3Y
Perf (%)	-	-	-
Perf (abs.)	-	-	-
Beta	-	-	-
Volatility	-	-	-

**Futures and Options**

**Related Futures** -

**Related Options** -



Information about previous performance does not guarantee future performance.  
Source: FactSet

**Price data**

Ø price 5 days | Ø volume 5 days (pcs.) - HUF (-)

Ø price 30 days | Ø volume 30 days (pcs.) - HUF (-)

Ø price 100 days | Ø volume 100 days (pcs.) - HUF (-)

Ø price 250 days | Ø volume 250 days (pcs.) - HUF (-)

YTD High | date - HUF (-)










YTD Low | date - HUF (-)

52 Weeks High | date - HUF (-)

52 Weeks Low | date - HUF (-)

**Recent Research**

on market

Date	Headline	Download
2024/07/03	 Global Strategy 3Q 2024	
2024/03/26	 Global Strategy 2Q 2024	
2024/01/09	 Global Strategy 1Q 2024	
2023/09/29	 Global Strategy 4Q 2023	
2023/06/27	 Global Strategy 3Q 2023	