

WABERER'S INTERNATIONAL PLC EUR0.35 (WAB) - BUD/C1

2022/04/21 05:04:25

Price
2,233.00 HUF

Difference  0.63% (14.00)

General attributes

Symbol	WABC1
Exchange	Budapest Stock Exchange
Currency	HUF
Security type	Future
Underlying	WABERER'S INTERNATIONAL PLC EUR0.35
Maturity	05-2024
Contract size	100

Market data

Bid (Bid size)	- HUF (-)
Ask (Ask size)	2,219.00 HUF (50)
Open	2,233.00 HUF
High	2,233.00 HUF
Low	2,233.00 HUF
Close (prev. day)	2,219.00 HUF
Underlying	WABERER'S INTERNATIONAL PLC EUR0.35
Underlying price (date)	4,130.00 (24/05/03)
Settlement price (date)	- (-)
Open Interest	0

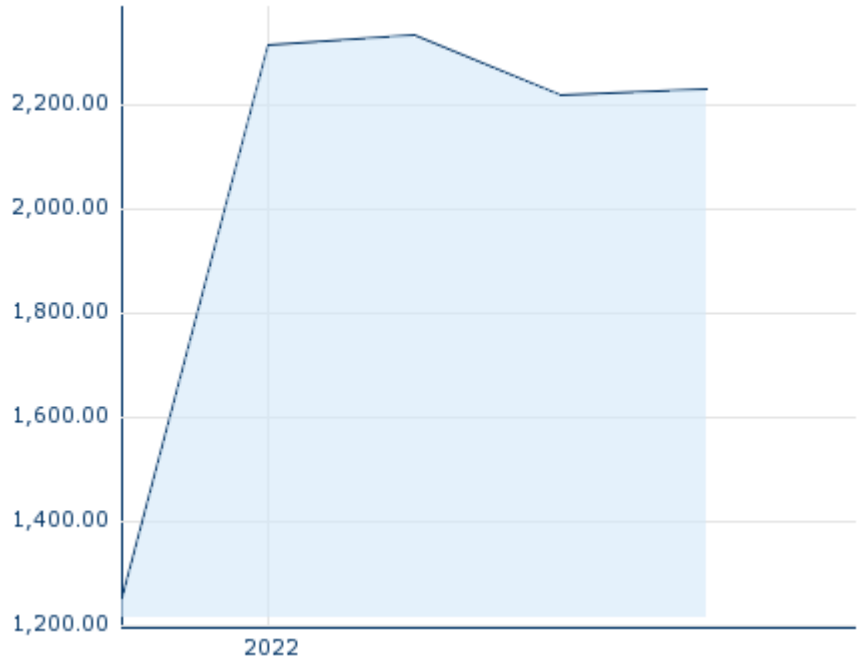
Performance and Risk

	6m	1Y	3Y
Perf (%)	-	+78.21%	-
Perf (abs.)	-	+980.00	-
Beta	-	-	-
Volatility	503.58	503.58	448.19

Futures and Options

Related Futures	-
Related Options	-

5Y






Information about previous performance does not guarantee future performance.
Source: FactSet

Price data

Ø price 5 days Ø volume 5 days (pcs.)	2,071.60 HUF (22)
Ø price 30 days Ø volume 30 days (pcs.)	- HUF (22)
Ø price 100 days Ø volume 100 days (pcs.)	- HUF (22)
Ø price 250 days Ø volume 250 days (pcs.)	- HUF (22)
YTD High date	2,336.00 HUF (2022/03/30)
YTD Low date	2,219.00 HUF (2022/03/31)
52 Weeks High date	2,336.00 HUF (2022/03/30)
52 Weeks Low date	2,219.00 HUF (2022/03/31)

Recent Research

on sector	on market	Date	Headline	Download
		2024/04/26	Global Equity Ratings	
		2024/04/03	Global Equity Ratings	
		2024/03/13	Global Equity Ratings	
		2024/02/22	Global Equity Ratings	
		2024/02/14	Global Equity Ratings	