

USD/CZK FUTURES (WITH HUF SETTLEMENT) (USD-CZK) - BUD/C3

2024/04/29 03:53:58

Price

23.5639 CZK

Difference



0.27% (0.06)

General attributes

Symbol	USD/CZKC3
Exchange	Budapest Stock Exchange
Currency	CZK
Security type	Future
Underlying	US DOLLAR / CZECH KORUNA (USD/CZK)
Maturity	07-2024
Contract size	1,000

Market data

Bid (Bid size)	- CZK (-)
Ask (Ask size)	- CZK (-)
Open	23.5639 CZK
High	-
Low	-
Close (prev. day)	23.5006 CZK
Underlying	US DOLLAR / CZECH KORUNA (USD/CZK)
Underlying price (date)	23.531 (24/04/29)
Settlement price (date)	- (-)
Open Interest	0

Performance and Risk

	6m	1Y	3Y
Perf (%)	-	-	-
Perf (abs.)	-	-	-
Beta	-	-	-
Volatility	-	-	-

Futures and Options

Related Futures	-
Related Options	-

5Y






Chart
not available

Information about previous performance does not guarantee future performance.
Source: FactSet

Price data

Ø price 5 days Ø volume 5 days (pcs.)	- CZK (-)
Ø price 30 days Ø volume 30 days (pcs.)	- CZK (-)
Ø price 100 days Ø volume 100 days (pcs.)	- CZK (-)
Ø price 250 days Ø volume 250 days (pcs.)	- CZK (-)
YTD High date	- CZK (-)
YTD Low date	- CZK (-)
52 Weeks High date	- CZK (-)
52 Weeks Low date	- CZK (-)

Recent Research

on market		
Date	Headline	Download
2024/04/29	 Ranní restart: cla, sankce a silver age	
2024/04/29	 Focus on GDP data and central bank meeting in Czechia	
2024/04/26	 CZ Ranní restart	
2024/04/25	 Ranní restart	
2024/04/24	 Ranní restart: kontejnery, ropai, tep a Trendovník	