

USD/RUB FUTURES (WITH HUF SETTLEMENT) (USD-RUB) - BUD/C9

2024/08/07 03:52:40

Price
106.3307 RUBDifference  0.18% (0.20)

General attributes

Symbol	USD/RUBC9
Exchange	Budapest Stock Exchange
Currency	RUB
Security type	Future
Underlying	US DOLLAR / RUSSIAN ROUBLE (USD/RUB)
Maturity	03-2026
Contract size	1,000

Market data

Bid (Bid size)	- RUB (-)
Ask (Ask size)	- RUB (-)
Open	106.3307 RUB
High	-
Low	-
Close (prev. day)	106.1346 RUB
Underlying	US DOLLAR / RUSSIAN ROUBLE (USD/RUB)
Underlying price (date)	85.726 (24/08/07)
Settlement price (date)	- (-)
Open Interest	0

Performance and Risk

	6m	1Y	3Y
Perf (%)	-	-	-
Perf (abs.)	-	-	-
Beta	-	-	-
Volatility	-	-	-

Futures and Options

Related Futures	-
Related Options	-










5Y

Chart
not availableInformation about previous performance does not guarantee future performance.
Source: FactSet

Price data

Ø price 5 days Ø volume 5 days (pcs.)	- RUB (-)
Ø price 30 days Ø volume 30 days (pcs.)	- RUB (-)
Ø price 100 days Ø volume 100 days (pcs.)	- RUB (-)
Ø price 250 days Ø volume 250 days (pcs.)	- RUB (-)
YTD High date	- RUB (-)
YTD Low date	- RUB (-)
52 Weeks High date	- RUB (-)
52 Weeks Low date	- RUB (-)

Recent Research

on market		
Date	Headline	Download
2024/08/07	 CZ Ranní restart	
2024/08/06	 Zlepšený vývoj průmyslové produkce i nových zakázek	
2024/08/06	 Ranní restart: bum, bum, bum...	
2024/08/05	 Maloobchodní tržby pokračují v růstu	
2024/08/05	 Ranní restart: recese, sazby, 20 let zpátky a samota	