


USD/CZK FUTURES (WITH HUF SETTLEMENT) (USD-CZK) - BUD/C10

2024/04/19 03:48:32

Price
23.3431 CZK

Difference  0.08% (0.02)

General attributes

Symbol USD/CZKC10
Exchange Budapest Stock Exchange
Currency CZK
Security type Future
Underlying US DOLLAR / CZECH KORUNA (USD/CZK)
Maturity 03-2026
Contract size 1,000

Market data

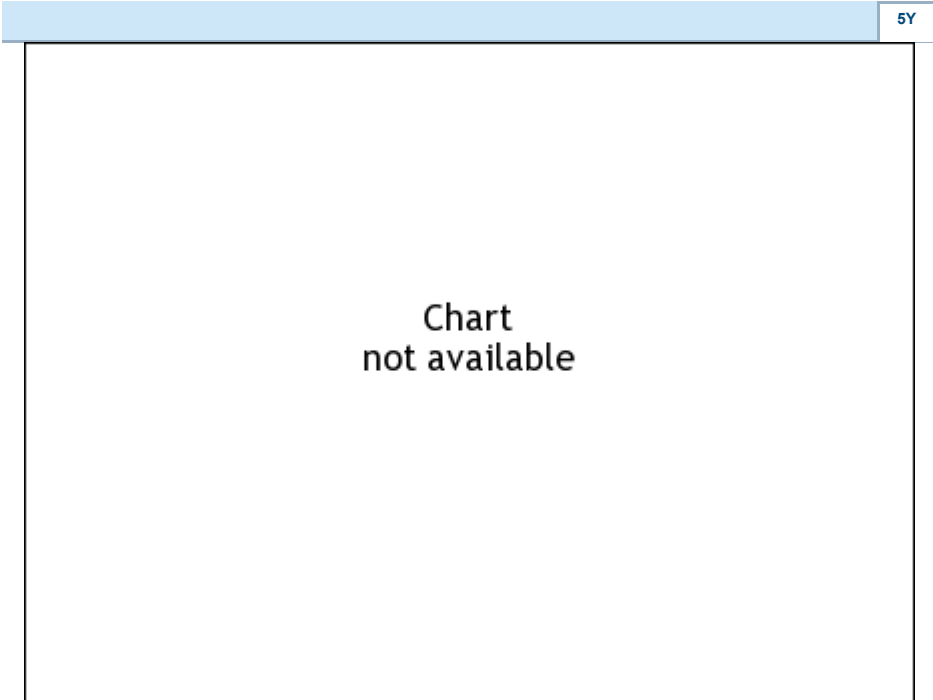
Bid (Bid size) - CZK (-)
Ask (Ask size) - CZK (-)
Open 23.3431 CZK
High -
Low -
Close (prev. day) 23.3251 CZK
Underlying US DOLLAR / CZECH KORUNA (USD/CZK)
Underlying price (date) 23.67 (24/04/19)
Settlement price (date) - (-)
Open Interest 0

Performance and Risk

	6m	1Y	3Y
Perf (%)	-	-	-
Perf (abs.)	-	-	-
Beta	-	-	-
Volatility	-	-	-

Futures and Options

Related Futures -
Related Options -








Information about previous performance does not guarantee future performance.
Source: FactSet

Price data

Ø price 5 days | Ø volume 5 days (pcs.) - CZK (-)
Ø price 30 days | Ø volume 30 days (pcs.) - CZK (-)
Ø price 100 days | Ø volume 100 days (pcs.) - CZK (-)
Ø price 250 days | Ø volume 250 days (pcs.) - CZK (-)
YTD High | date - CZK (-)
YTD Low | date - CZK (-)
52 Weeks High | date - CZK (-)
52 Weeks Low | date - CZK (-)

Recent Research

on market

Date	Headline	Download
2024/04/19	 CZ Ranní restart	
2024/04/17	 Ranní restart	
2024/04/16	 CZ Ranní restart	
2024/04/15	 Croatia Special Report What's behind Croatia's economic acceleration?	
2024/04/15	 Ranní restart: běžák, obezita, Londýn, soláry a tři kila	