


# USD/CZK FUTURES (WITH HUF SETTLEMENT) (USD-CZK) - BUD/C7

2024/05/06 03:52:47

**Price**  
**23.0305** CZK

**Difference**  **-0.58% (-0.13)**

**General attributes**

Symbol USD/CZKC7  
Exchange Budapest Stock Exchange  
Currency CZK  
Security type Future  
Underlying US DOLLAR / CZECH KORUNA (USD/CZK)  
Maturity 06-2025  
Contract size 1,000

**Market data**

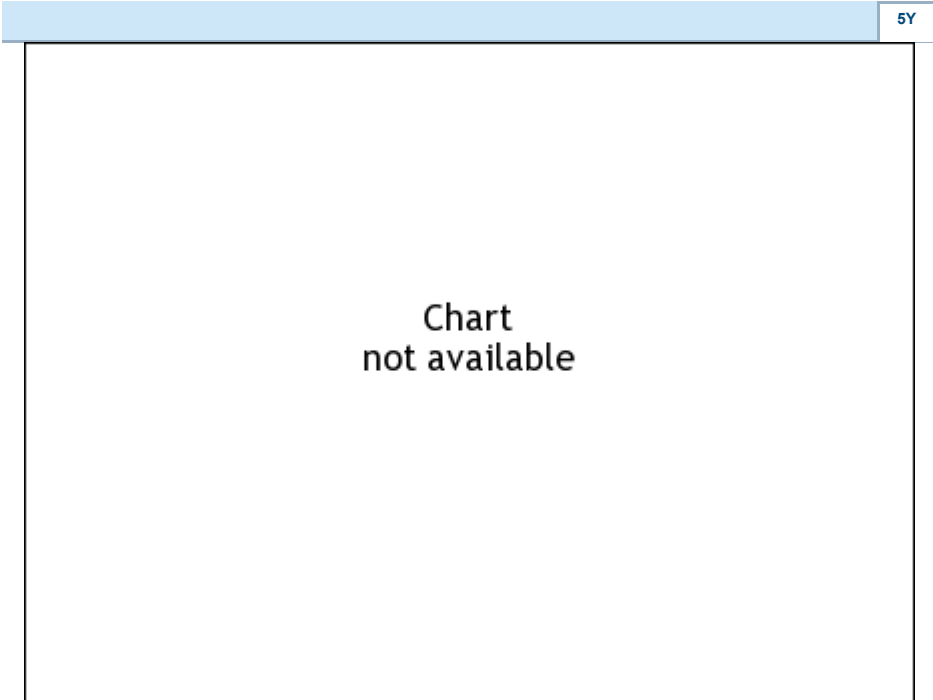
Bid (Bid size) - CZK (-)  
Ask (Ask size) - CZK (-)  
Open 23.0305 CZK  
High -  
Low -  
Close (prev. day) 23.1654 CZK  
Underlying US DOLLAR / CZECH KORUNA (USD/CZK)  
Underlying price (date) 22.948 (24/05/14)  
Settlement price (date) - (-)  
Open Interest 0

**Performance and Risk**

	6m	1Y	3Y
Perf (%)	-	-	-
Perf (abs.)	-	-	-
Beta	-	-	-
Volatility	-	-	-

**Futures and Options**

Related Futures -  
Related Options -












Information about previous performance does not guarantee future performance.  
Source: FactSet

**Price data**

Ø price 5 days | Ø volume 5 days (pcs.) - CZK (-)  
Ø price 30 days | Ø volume 30 days (pcs.) - CZK (-)  
Ø price 100 days | Ø volume 100 days (pcs.) - CZK (-)  
Ø price 250 days | Ø volume 250 days (pcs.) - CZK (-)  
YTD High | date - CZK (-)  
YTD Low | date - CZK (-)  
52 Weeks High | date - CZK (-)  
52 Weeks Low | date - CZK (-)

**Recent Research**

on market

Date	Headline	Download
2024/05/14	 CZ Ranni restart	
2024/05/13	 Nečekaně vysoká inflace	
2024/05/13	 Ranní restart	
2024/05/13	 Will Romanian central bank begin monetary easing?	
2024/05/10	 EU News Monthly May 2024	