

NOK/HUF (NOK) - BUD/C10

2024/07/31 03:51:48

Price
33.7734 HUF

Difference  0.82% (0.28)

General attributes

Symbol	NOKC10
Exchange	Budapest Stock Exchange
Currency	HUF
Security type	Future
Underlying	NORWEGIAN KRONER / HUNGARIAN FORINT (NOK/HUF)
Maturity	06-2026
Contract size	10,000

Market data

Bid (Bid size)	- HUF (-)
Ask (Ask size)	- HUF (-)
Open	33.7734 HUF
High	-
Low	-
Close (prev. day)	33.4984 HUF
Underlying	NORWEGIAN KRONER / HUNGARIAN FORINT (NOK/HUF)

Underlying price (date)	- (-)
Settlement price (date)	- (-)
Open Interest	0


Performance and Risk

	6m	1Y	3Y
Perf (%)	-	-	-
Perf (abs.)	-	-	-
Beta	-	-	-
Volatility	-	-	-

Futures and Options

Related Futures	-
Related Options	-

5Y












Information about previous performance does not guarantee future performance.
Source: FactSet

Price data

Ø price 5 days Ø volume 5 days (pcs.)	- HUF (-)
Ø price 30 days Ø volume 30 days (pcs.)	- HUF (-)
Ø price 100 days Ø volume 100 days (pcs.)	- HUF (-)
Ø price 250 days Ø volume 250 days (pcs.)	- HUF (-)
YTD High date	- HUF (-)
YTD Low date	- HUF (-)
52 Weeks High date	- HUF (-)
52 Weeks Low date	- HUF (-)

Recent Research

on underlying		on market	
Date	Headline	Download	
2024/07/30	 The economy shrank in the second quarter		
2024/07/30	 Huge negative surprise for the second quarter		
2024/07/29	 Flash 2Q24 GDP estimate and July's inflation		
2024/07/25	 CEE Special Report Can we work more for longer?		
2024/07/23	 Improved risk assessment enabled a rate cut in July	