

NOK/HUF (NOK) - BUD/C9

2024/08/08 03:46:19

Price
34.2962 HUF

Difference  1.54% (0.52)

General attributes

Symbol	NOKC9
Exchange	Budapest Stock Exchange
Currency	HUF
Security type	Future
Underlying	NORWEGIAN KRONER / HUNGARIAN FORINT (NOK/HUF)
Maturity	03-2026
Contract size	10,000

Market data

Bid (Bid size)	- HUF (-)
Ask (Ask size)	- HUF (-)
Open	34.2962 HUF
High	-
Low	-
Close (prev. day)	33.7745 HUF
Underlying	NORWEGIAN KRONER / HUNGARIAN FORINT (NOK/HUF)

Underlying price (date)	- (-)
Settlement price (date)	- (-)
Open Interest	0


Performance and Risk

	6m	1Y	3Y
Perf (%)	-	-	-
Perf (abs.)	-	-	-
Beta	-	-	-
Volatility	-	-	-

Futures and Options

Related Futures	-
Related Options	-

5Y






Information about previous performance does not guarantee future performance.
Source: FactSet

Price data

Ø price 5 days Ø volume 5 days (pcs.)	- HUF (-)
Ø price 30 days Ø volume 30 days (pcs.)	- HUF (-)
Ø price 100 days Ø volume 100 days (pcs.)	- HUF (-)
Ø price 250 days Ø volume 250 days (pcs.)	- HUF (-)
YTD High date	- HUF (-)
YTD Low date	- HUF (-)
52 Weeks High date	- HUF (-)
52 Weeks Low date	- HUF (-)

Recent Research

on underlying		on market	
Date		Headline	Download
2024/08/07		Industry rose on monthly level in June	
2024/08/06		Subdued retail sales activity in June	
2024/08/05		Central banks in Romania and Serbia to cut rates	
2024/07/30		The economy shrank in the second quarter	
2024/07/30		Huge negative surprise for the second quarter	