

NOK/HUF (NOK) - BUD/C5

2024/08/08 03:46:19

Price
34.0571 HUF

Difference  1.49% (0.50)

General attributes

Symbol	NOKC5
Exchange	Budapest Stock Exchange
Currency	HUF
Security type	Future
Underlying	NORWEGIAN KRONER / HUNGARIAN FORINT (NOK/HUF)
Maturity	03-2025
Contract size	10,000

Market data

Bid (Bid size)	- HUF (-)
Ask (Ask size)	- HUF (-)
Open	34.0571 HUF
High	-
Low	-
Close (prev. day)	33.5557 HUF
Underlying	NORWEGIAN KRONER / HUNGARIAN FORINT (NOK/HUF)

Underlying price (date)	- (-)
Settlement price (date)	- (-)
Open Interest	0


Performance and Risk

	6m	1Y	3Y
Perf (%)	-	-	-
Perf (abs.)	-	-	-
Beta	-	-	-
Volatility	-	-	-

Futures and Options

Related Futures	-
Related Options	-

5Y











Information about previous performance does not guarantee future performance.
Source: FactSet

Price data

Ø price 5 days Ø volume 5 days (pcs.)	- HUF (-)
Ø price 30 days Ø volume 30 days (pcs.)	- HUF (-)
Ø price 100 days Ø volume 100 days (pcs.)	- HUF (-)
Ø price 250 days Ø volume 250 days (pcs.)	- HUF (-)
YTD High date	- HUF (-)
YTD Low date	- HUF (-)
52 Weeks High date	- HUF (-)
52 Weeks Low date	- HUF (-)

Recent Research

on underlying		on market	
Date	Headline	Download	
2024/08/07	 Industry rose on monthly level in June		
2024/08/06	 Subdued retail sales activity in June		
2024/08/05	 Central banks in Romania and Serbia to cut rates		
2024/07/30	 The economy shrank in the second quarter		
2024/07/30	 Huge negative surprise for the second quarter	