

NOK/HUF (NOK) - BUD/C3

2022/04/19 12:36:42

Price

39.55 HUF

Difference  **-0.20% (-0.08)**

General attributes

Symbol	NOKC3
Exchange	Budapest Stock Exchange
Currency	HUF
Security type	Future
Underlying	NORWEGIAN KRONER / HUNGARIAN FORINT (NOK/HUF)
Maturity	10-2024
Contract size	10,000

Market data

Bid (Bid size)	- HUF (-)
Ask (Ask size)	39.55 HUF (200)
Open	39.55 HUF
High	39.55 HUF
Low	39.55 HUF
Close (prev. day)	39.63 HUF
Underlying	NORWEGIAN KRONER / HUNGARIAN FORINT (NOK/HUF)
Underlying price (date)	- (-)
Settlement price (date)	- (-)
Open Interest	0

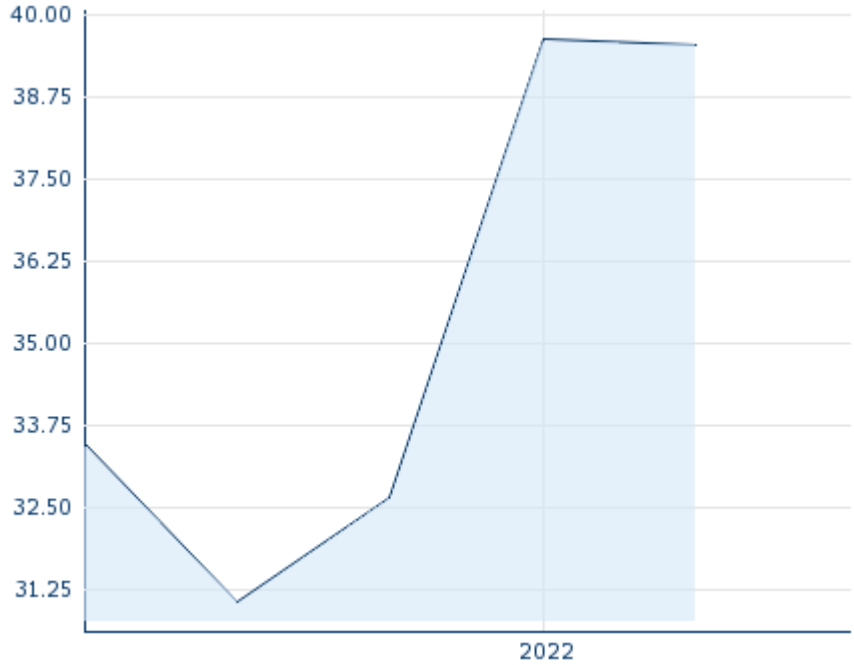
Performance and Risk

	6m	1Y	3Y
Perf (%)	-	-	-
Perf (abs.)	-	-	-
Beta	-	-	-
Volatility	-	-	-

Futures and Options

Related Futures	-
Related Options	-

5Y

















Information about previous performance does not guarantee future performance.
Source: FactSet

Price data

Ø price 5 days Ø volume 5 days (pcs.)	- HUF (-)
Ø price 30 days Ø volume 30 days (pcs.)	- HUF (-)
Ø price 100 days Ø volume 100 days (pcs.)	- HUF (-)
Ø price 250 days Ø volume 250 days (pcs.)	- HUF (-)
YTD High date	- HUF (-)
YTD Low date	- HUF (-)
52 Weeks High date	- HUF (-)
52 Weeks Low date	- HUF (-)

Recent Research

Date	on underlying	on market	Headline	Download
2024/07/30			The economy shrank in the second quarter	
2024/07/30			Huge negative surprise for the second quarter	
2024/07/29			Flash 2Q24 GDP estimate and July's inflation	
2024/07/25			CEE Special Report Can we work more for longer?	
2024/07/23			Improved risk assessment enabled a rate cut in July	