

# NOK/HUF (NOK) - BUD/C1

2022/04/21 05:04:24

**Price**  
38.89 HUF

**Difference**  0.00% (0.00)

### General attributes

Symbol	NOKC1
Exchange	Budapest Stock Exchange
Currency	HUF
Security type	Future
Underlying	NORWEGIAN KRONER / HUNGARIAN FORINT (NOK/HUF)
Maturity	08-2024
Contract size	10,000

### Market data

Bid (Bid size)	- HUF (-)
Ask (Ask size)	- HUF (-)
Open	38.89 HUF
High	38.89 HUF
Low	38.89 HUF
Close (prev. day)	38.89 HUF

Underlying NORWEGIAN KRONER / HUNGARIAN FORINT (NOK/HUF)

Underlying price (date)	- (-)
Settlement price (date)	- (-)
Open Interest	0

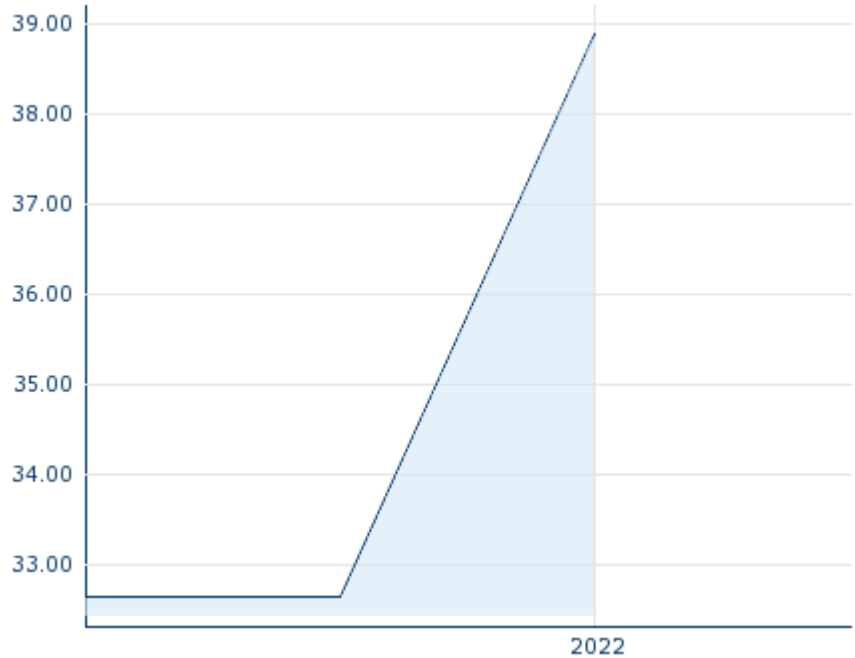
### Performance and Risk

	6m	1Y	3Y
Perf (%)	-	+19.11%	-
Perf (abs.)	-	+6.24	-
Beta	-	-	-
Volatility	-	-	161.56

### Futures and Options

Related Futures	-
Related Options	-

5Y












Information about previous performance does not guarantee future performance.  
Source: FactSet

### Price data

Ø price 5 days   Ø volume 5 days (pcs.)	- HUF (0)
Ø price 30 days   Ø volume 30 days (pcs.)	- HUF (0)
Ø price 100 days   Ø volume 100 days (pcs.)	- HUF (0)
Ø price 250 days   Ø volume 250 days (pcs.)	- HUF (0)
YTD High   date	38.89 HUF (2022/04/21)
YTD Low   date	38.89 HUF (2022/04/21)
52 Weeks High   date	38.89 HUF (2022/04/21)
52 Weeks Low   date	38.89 HUF (2022/04/21)

### Recent Research

on underlying		on market	
Date	Headline	Download	
2024/08/07	 Industry rose on monthly level in June		
2024/08/06	 Subdued retail sales activity in June		
2024/08/05	 Central banks in Romania and Serbia to cut rates		
2024/07/30	 The economy shrank in the second quarter		
2024/07/30	 Huge negative surprise for the second quarter	