

EURO/JPY FUTURES (WITH HUF SETTLEMENT) (EUR-JPY) - BUD/C2

2024/04/30 18:50:52

Price

167.72 JPY

Difference



2.33% (3.82)

General attributes

Symbol	EUR/JPYC2
Exchange	Budapest Stock Exchange
Currency	JPY
Security type	Future
Underlying	EURO / JAPANESE YEN (EUR/JPY)
Maturity	06-2024
Contract size	1,000

Market data

Bid (Bid size)	163.90 JPY (1,250)
Ask (Ask size)	162.18 JPY (200)
Open	167.72 JPY
High	167.72 JPY
Low	167.72 JPY
Close (prev. day)	163.90 JPY
Underlying	EURO / JAPANESE YEN (EUR/JPY)
Underlying price (date)	167.87 (24/05/10)
Settlement price (date)	- (-)
Open Interest	250

Performance and Risk

	6m	1Y	3Y
Perf (%)	+7.05%	+13.88%	+27.48%
Perf (abs.)	+11.05	+20.44	+36.15
Beta	-	-	-
Volatility	12.88	12.68	16.87

Futures and Options

Related Futures	-
Related Options	-



5Y










Information about previous performance does not guarantee future performance.

Source: FactSet

Price data

Ø price 5 days Ø volume 5 days (pcs.)	- JPY (-)
Ø price 30 days Ø volume 30 days (pcs.)	163.42 JPY (115)
Ø price 100 days Ø volume 100 days (pcs.)	160.67 JPY (71)
Ø price 250 days Ø volume 250 days (pcs.)	157.46 JPY (134)
YTD High date	167.72 JPY (2024/04/30)
YTD Low date	158.02 JPY (2024/01/10)
52 Weeks High date	167.72 JPY (2024/04/30)
52 Weeks Low date	147.76 JPY (2023/05/18)

Recent Research

on market		
Date	Headline	Download
2024/05/10	 EU News Monthly May 2024	
2024/05/10	 CZ Ranní restart	
2024/05/09	 Nečekaně silný růst maloobchodních tržeb	
2024/05/09	 Ranní restart	
2024/05/07	 Inflace ve druhé polovině roku zesílí	