

EURO/TRY FUTURES (WITH HUF SETTLEMENT) (EUR-TRY) - BUD/C1

2021/08/19 11:19:41

Price
10.5881 TRY

Difference  61.40% (4.03)

General attributes

Symbol	EUR/TRYC1
Exchange	Budapest Stock Exchange
Currency	TRY
Security type	Future
Underlying	EURO / TURKISH LIRA (EUR/TRY)
Maturity	10-2024
Contract size	1,000

Market data

Bid (Bid size)	- TRY (-)
Ask (Ask size)	- TRY (-)
Open	10.5881 TRY
High	10.5881 TRY
Low	10.5881 TRY
Close (prev. day)	6.56 TRY
Underlying	EURO / TURKISH LIRA (EUR/TRY)
Underlying price (date)	37.9429 (24/09/18)
Settlement price (date)	- (-)
Open Interest	0

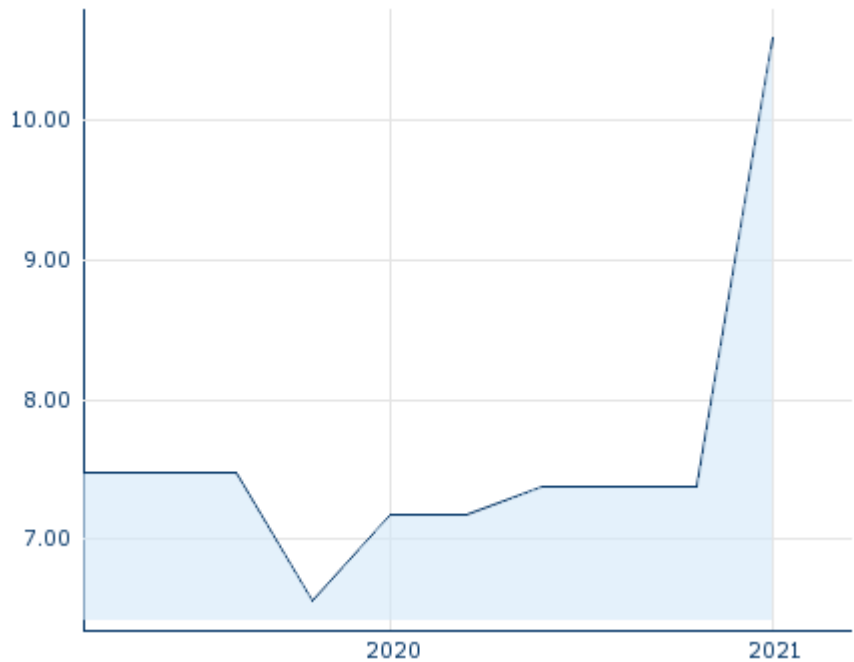
Performance and Risk

	6m	1Y	3Y
Perf (%)	+43.47%	+47.47%	-
Perf (abs.)	+3.21	+3.41	-
Beta	-	-	-
Volatility	-	254.08	202.57

Futures and Options

Related Futures	-
Related Options	-

5Y












Information about previous performance does not guarantee future performance.
Source: FactSet

Price data

Ø price 5 days Ø volume 5 days (pcs.)	7.9816 TRY (0)
Ø price 30 days Ø volume 30 days (pcs.)	- TRY (45)
Ø price 100 days Ø volume 100 days (pcs.)	- TRY (45)
Ø price 250 days Ø volume 250 days (pcs.)	- TRY (45)
YTD High date	10.5881 TRY (2021/08/19)
YTD Low date	10.5881 TRY (2021/08/19)
52 Weeks High date	10.5881 TRY (2021/08/19)
52 Weeks Low date	7.1800 TRY (2020/08/28)

Recent Research

Date	Headline	Download
2024/09/18	 CZ Ranní restart	
2024/09/17	 Ranní restart: Kapacita, VŠ, giga lis a trollení	
2024/09/16	 Měsíčník EU aktualit, číslo 251, září 2024	
2024/09/16	 Slovenia Y24 GDP outlook taking a hit, with growth profile expected to strengthen in 2025-26	
2024/09/16	 Croatia Croatia joining 'A' rating club	