

## BIONTECH SE SP.ADRS

ISIN: **US09075V1026** WKN: **09075V102**

## Overview

2024/07/17 19:31:27

Price  
77.85 EURDifference  -2.08% (-1.65)

## General attributes

ISIN	US09075V1026
Symbol	BNTX
Exchange	Duesseldorf
Currency	EUR
Sector	Chemical / Pharmaceutical / Health
Security type	Stock
Market cap (m)	0
Benchmark	GERMANY DAX

## Market data

Bid (Bid size)	-
Ask (Ask size)	-
Open	79.30 EUR
High	79.90 EUR
Low	77.85 EUR
Close (prev. day)	79.50 EUR
VWAP	-
Volume (pcs)	121
Trading volume	9,516.40
Number of trades	7
Last size	0

## Futures and Options

Related Futures	-
Related Options	-

## PDF Downloads







Company report: BIONTECH SE SP.ADRS 

5Y



Information about previous performance does not guarantee future performance.  
Source: FactSet

## Recent research

on sector		on market	
Date		Headline	Download
2024/07/12		Global Equity Ratings	
2024/06/21		Global Equity Ratings	
2024/06/14		Global Equity Ratings	
2024/05/29		Global Equity Ratings	
2024/04/26		Global Equity Ratings	

## Details

2024/07/17 19:31:27

## Price

77.85 EUR

Difference ▼ -2.08% (-1.65)

## General attributes

ISIN US09075V1026

Symbol BNTX

Exchange Duesseldorf

Currency EUR

Sector Chemical / Pharmaceutical / Health

Security type Stock

Market cap (m) 0

Benchmark GERMANY DAX

## Market data

Bid (Bid size) -

Ask (Ask size) -

Open 79.30 EUR

High 79.90 EUR

Low 77.85 EUR

Close (prev. day) 79.50 EUR

VWAP -

Volume (pcs) 121

Trading volume 9,516.40

Number of trades 7

Last size 0

## Performance and Risk

	6m	1Y	3Y
Perf (%)	-12.55%	-18.65%	-60.11%
Perf (abs.)	-11.17	-17.85	-117.30
Beta	0.51	0.71	0.66
Volatility	32.48	36.86	57.57

5Y



Information about previous performance does not guarantee future performance.

Source: FactSet

## Price data

Ø price 5 days | Ø volume 5 days (pcs.) 77.95 EUR (127)

Ø price 30 days | Ø volume 30 days (pcs.) 80.21 EUR (129)

Ø price 100 days | Ø volume 100 days (pcs.) 83.55 EUR (120)

Ø price 250 days | Ø volume 250 days (pcs.) 90.88 EUR (96)

YTD High | date 103.05 EUR (2024/01/02)

YTD Low | date 72.85 EUR (2024/07/02)

52 Weeks High | date 115.30 EUR (2023/08/31)

52 Weeks Low | date 72.85 EUR (2024/07/02)

## Arbitrage views

Exchange	Date	Time	Price	Trading volume (mio.)	Number of trades
Xetra	2024/07/17	17:43	78.50 EUR	2.65	587
Vienna Stock Exchange	2024/07/17	17:32	78.40 EUR	0.00	6
Tradegate	2024/07/17	22:26	79.10 EUR	1.74	326
Stuttgart	2024/07/17	21:58	79.05 EUR	0.03	14
Nasdaq	2024/	22:00	86.47 USD	41.90	7,073

	07/17						
Munich	2024/ 07/17	12:43	79.40	EUR	0.02		4
London Stock Exchange European Trade Reporting	2024/ 07/17	17:30	86.10	USD	0.00		2
Hanover	2024/ 07/17	15:41	80.00	EUR	0.01		3
Hamburg	2024/ 07/17	10:31	79.45	EUR	0.01		3
Frankfurt	2024/ 07/17	19:31	77.90	EUR	0.05		11
Duesseldorf	2024/ 07/17	19:31	77.85	EUR	0.01		7
Berlin	2024/ 07/17	19:08	78.00	EUR	0.01		4

## Company profile

### Company Logo



### Company Profile

BioNTech SE operates as immunotherapy company, which engages therapies for cancer and other serious diseases. Its product pipeline include BNT162b2, BNT161, BNT164, FixVac, iNeST, RiboMabs, CAR-T Cells, TCRs and Next-Gen CP Immunomodulators. The company was founded by Christopher Huber, Ozlem Tuerci, and Ugur Sahin on June 2, 2008 and is headquartered in Mainz, Germany.

### Contact Details

BIONTECH SE

--

An der Goldgrube 12 - 55131 Mainz

Telefon: +49-6131-9084-0

Fax: +

E-mail: -

### PDF Downloads

Company report: BIONTECH SE  
SP.ADRS

