

BIONTECH SE SP.ADRS

ISIN: **US09075V1026** WKN: **09075V102**

Overview

2024/07/17 19:31:27

Price
77.85 EURDifference ▼ -2.08% (-1.65)

General attributes

ISIN	US09075V1026
Symbol	BNTX
Exchange	Duesseldorf
Currency	EUR
Sector	Chemical / Pharmaceutical / Health
Security type	Stock
Market cap (m)	0
Benchmark	GERMANY DAX


Market data

Bid (Bid size)	-
Ask (Ask size)	-
Open	79.30 EUR
High	79.90 EUR
Low	77.85 EUR
Close (prev. day)	79.50 EUR
VWAP	-
Volume (pcs)	121
Trading volume	9,516.40
Number of trades	7
Last size	0

Futures and Options

Related Futures	-
Related Options	-

PDF Downloads






Company report: BIONTECH SE SP.ADRS 

5Y



Information about previous performance does not guarantee future performance.
Source: FactSet

Recent research

on sector		on market	
Date		Headline	Download
2024/07/12		Global Equity Ratings	
2024/06/21		Global Equity Ratings	
2024/06/14		Global Equity Ratings	
2024/05/29		Global Equity Ratings	
2024/04/26		Global Equity Ratings	

Details

2024/07/17 19:31:27

Price

77.85 EUR

Difference ▼ -2.08% (-1.65)

General attributes

ISIN	US09075V1026
Symbol	BNTX
Exchange	Duesseldorf
Currency	EUR
Sector	Chemical / Pharmaceutical / Health
Security type	Stock
Market cap (m)	0
Benchmark	GERMANY DAX

Market data

Bid (Bid size)	-
Ask (Ask size)	-
Open	79.30 EUR
High	79.90 EUR
Low	77.85 EUR
Close (prev. day)	79.50 EUR
VWAP	-
Volume (pcs)	121
Trading volume	9,516.40
Number of trades	7
Last size	0

Performance and Risk

	6m	1Y	3Y
Perf (%)	-12.55%	-18.65%	-60.11%
Perf (abs.)	-11.17	-17.85	-117.30
Beta	0.53	0.71	0.66
Volatility	32.48	36.86	57.57

5Y



Information about previous performance does not guarantee future performance.
Source: FactSet

Price data

Ø price 5 days Ø volume 5 days (pcs.)	77.95 EUR (127)
Ø price 30 days Ø volume 30 days (pcs.)	80.21 EUR (129)
Ø price 100 days Ø volume 100 days (pcs.)	83.55 EUR (120)
Ø price 250 days Ø volume 250 days (pcs.)	90.88 EUR (96)
YTD High date	103.05 EUR (2024/01/02)
YTD Low date	72.85 EUR (2024/07/02)
52 Weeks High date	115.30 EUR (2023/08/31)
52 Weeks Low date	72.85 EUR (2024/07/02)

Arbitrage views

Exchange	Date	Time	Price	Trading volume (mio.)	Number of trades
Xetra	2024/07/17	17:43	78.50 EUR	2.65	587
Vienna Stock Exchange	2024/07/17	17:32	78.40 EUR	0.00	6
Tradegate	2024/07/17	22:26	79.10 EUR	1.74	326
Stuttgart	2024/07/17	21:58	79.05 EUR	0.03	14
Nasdaq	2024/	22:00	86.47 USD	41.90	7,071

	07/17						
Munich	2024/ 07/17	12:43	79.40	EUR	0.02		4
London Stock Exchange European Trade Reporting	2024/ 07/17	17:30	86.10	USD	0.00		2
Hanover	2024/ 07/17	15:41	80.00	EUR	0.01		3
Hamburg	2024/ 07/17	10:31	79.45	EUR	0.01		3
Frankfurt	2024/ 07/17	19:31	77.90	EUR	0.05		11
Duesseldorf	2024/ 07/17	19:31	77.85	EUR	0.01		7
Berlin	2024/ 07/17	19:08	78.00	EUR	0.01		4

Company profile

Company Logo



Company Profile

BioNTech SE operates as immunotherapy company, which engages therapies for cancer and other serious diseases. Its product pipeline include BNT162b2, BNT161, BNT164, FixVac, iNeST, RiboMabs, CAR-T Cells, TCRs and Next-Gen CP Immunomodulators. The company was founded by Christopher Huber, Ozlem Tuercü, and Ugur Sahin on June 2, 2008 and is headquartered in Mainz, Germany.

Contact Details

BIONTECH SE

--

An der Goldgrube 12 - 55131 Mainz

Telefon: +49-6131-9084-0

Fax: +

E-mail: -

PDF Downloads

Company report: BIONTECH SE
SP.ADRS

