

AKER BP ASA

ISIN:

NO0010345853

WKN: -

Overview

2022/12/05 22:26:42

Price

30.73 EUR

Difference  -3.18% (-1.01)

General attributes

ISIN NO0010345853

Symbol AKRBP

Exchange Tradegate

Currency EUR

Sector Energy / Commodities

Security type Stock

Market cap (m) 20,126 EUR

Benchmark NORWAY OSLO BORS ALL SHARE(TRG)

Market data

Bid (Bid size) 30.67 EUR (170)

Ask (Ask size) 30.91 EUR (170)

Open 31.69 EUR

High 31.69 EUR

Low 30.67 EUR

Close (prev. day) 31.74 EUR

VWAP 31.43838 EUR

Volume (pcs) 474

Trading volume 14,901.79

Number of trades 7

Last size -

Futures and Options

Related Futures 30

Related Options -

5Y













Information about previous performance does not guarantee future performance.

Source: FactSet

Recent research

on sector

Date	Headline	Download
2022/12/05	 Akciové trhy - denní zpráva	
2022/12/02	 Akciové trhy - denní zpráva	
2022/12/01	 Akciové trhy - denní zpráva	
2022/11/30	 Akciové trhy - denní zpráva	
2022/11/29	 Akciové trhy - denní zpráva	

Details

2022/12/05 22:26:42

Price

30.73 EUR

Difference  -3.18% (-1.01)

General attributes

ISIN	NO0010345853
Symbol	AKRBP
Exchange	Tradegate
Currency	EUR
Sector	Energy / Commodities
Security type	Stock
Market cap (m)	20,126 EUR
Benchmark	NORWAY OSLO BORS ALL SHARE(TRG)

Market data

Bid (Bid size)	30.67 EUR (170)
Ask (Ask size)	30.91 EUR (170)
Open	31.69 EUR
High	31.69 EUR
Low	30.67 EUR
Close (prev. day)	31.74 EUR
VWAP	31.43838 EUR
Volume (pcs)	474
Trading volume	14,901.79
Number of trades	7
Last size	-

Performance and Risk

	6m	1Y	3Y
Perf (%)	-24.09%	+7.75%	+23.51%
Perf (abs.)	-9.75	+2.21	+5.85
Beta	1.55	1.55	1.70
Volatility	48.02	48.84	60.04

5Y



Information about previous performance does not guarantee future performance.
Source: FactSet

Price data

Ø price 5 days Ø volume 5 days (pcs.)	32.23 EUR (752)
Ø price 30 days Ø volume 30 days (pcs.)	32.96 EUR (1,592)
Ø price 100 days Ø volume 100 days (pcs.)	32.80 EUR (4,073)
Ø price 250 days Ø volume 250 days (pcs.)	32.71 EUR (3,194)
YTD High date	41.31 EUR (2022/06/09)
YTD Low date	25.11 EUR (2022/02/21)
52 Weeks High date	41.31 EUR (2022/06/09)
52 Weeks Low date	25.11 EUR (2022/02/21)

Arbitrage views

Exchange 	Date	Time	Price	Trading volume (mio.)	Number of trades
Tradegate	2022/12/05	22:26	30.73 EUR	0.01	7
Stuttgart	2022/12/05	11:52	31.38 EUR	0.00	7
Munich	2022/12/05	08:00	31.50 EUR	0.00	1
London Stock Exchange European Trade Reporting	2022/12/05	16:20	323.15 NOK	0.00	2
Frankfurt	2022/	08:57	31.78 EUR	0.01	2

	12/05					
First North Stockholm	2022/ 12/05	15:25	326.00 NOK	0.02		3
FINRA other OTC Issues	2022/ 12/02	17:26	34.40 USD	0.07		5
Duesseldorf	2022/ 12/05	21:00	30.62 EUR	0.00		13
Berlin	2022/ 12/05	21:34	30.73 EUR	0.00		16

Company profile

Company Logo



Contact Details

AKER BP ASA

--

Telefon: -

Fax: -

E-mail: -

Company Profile

-

Members of Management Board

Karl Johnny Hersvik Chairman of Managing Board

David Tønne Member of Executive Committee

Evy Glørstad Member of Executive Committee

Ine Dolve Member of Executive Committee

Jan Rosnes Member of Executive Committee

Knut Sandvik Member of Executive Committee

Lars Høier Member of Executive Committee

Marit Blaasmo Member of Executive Committee

Per Harald Kongelf Member of Executive Committee

Tommy Sigmundstad Member of Executive Committee

Board of directors

Øyvind Eriksen Chairman of Supervisory Board

Anne Cannon Member of Supervisory Board

Hilde Kristin Brevik Member of Supervisory Board

Ingard Haugeberg Member of Supervisory Board

Kate Thomson Member of Supervisory Board

Kjell Inge Røkke Member of Supervisory Board

Murray Auchincloss Member of Supervisory Board

Paula Doyle Member of Supervisory Board

Terje Solheim Member of Supervisory Board

Tore Vik Member of Supervisory Board

Trond Brandsrud Member of Supervisory Board