

PROSUS N.V.

ISIN: NL0013654783

WKN: -

Overview

2024/08/07 17:30:00

Price

31.035 EUR

Difference ▲ 0.92% (0.28)

General attributes

ISIN NL0013654783

Symbol PRX

Exchange London Stock Exchange
European Trade Reporting

Currency EUR

Sector IT-Technology

Security type Stock

Market cap (m) 77,635 EUR

Benchmark AMSTERDAM EXCHANGES
INDEX

Market data

Bid (Bid size) 29.485 EUR (1,000)

Ask (Ask size) 32.585 EUR (1,000)

Open 31.00 EUR

High 31.485 EUR

Low 31.37 EUR

Close (prev. day) 30.7525 EUR

VWAP 31.442097 EUR

Volume (pcs) 1,138

Trading volume 35,152.27

Number of trades 4

Last size -

Futures and Options

Related Futures 39

Related Options -

PDF Downloads








Company report: PROSUS N.V. 

5Y



Information about previous performance does not guarantee future performance.
Source: FactSet

Recent research

on sector		on market	
Date		Headline	Download
2024/08/07		Akciové trhy - denní zpráva	
2024/08/06		Akciové trhy - denní zpráva	
2024/08/05		Akciové trhy - denní zpráva	
2024/08/02		Akciové trhy - denní zpráva	
2024/08/01		Akciové trhy - denní zpráva	

Details

2024/08/07 17:30:00

Price

31.035 EUR

Difference ▲ 0.92% (0.28)

General attributes

ISIN	NL0013654783
Symbol	PRX
Exchange	London Stock Exchange European Trade Reporting
Currency	EUR
Sector	IT-Technology
Security type	Stock
Market cap (m)	77,635 EUR
Benchmark	AMSTERDAM EXCHANGES INDEX

Market data

Bid (Bid size)	29.485 EUR (1,000)
Ask (Ask size)	32.585 EUR (1,000)
Open	31.00 EUR
High	31.485 EUR
Low	31.37 EUR
Close (prev. day)	30.7525 EUR
VWAP	31.442097 EUR
Volume (pcs)	1,138
Trading volume	35,152.27
Number of trades	4
Last size	-

Performance and Risk

	6m	1Y	3Y
Perf (%)	+4.96%	-0.44%	-7.80%
Perf (abs.)	+1.47	-0.14	-2.62
Beta	0.91	1.21	1.48
Volatility	25.10	36.59	45.23

5Y



Information about previous performance does not guarantee future performance.
Source: FactSet

Price data

Ø price 5 days Ø volume 5 days (pcs.)	31.235 EUR (9,334)
Ø price 30 days Ø volume 30 days (pcs.)	32.521 EUR (103,710)
Ø price 100 days Ø volume 100 days (pcs.)	32.224 EUR (100,422)
Ø price 250 days Ø volume 250 days (pcs.)	29.882 EUR (63,181)
YTD High date	36.500 EUR (2024/05/16)
YTD Low date	25.200 EUR (2024/01/22)
52 Weeks High date	36.500 EUR (2024/05/16)
52 Weeks Low date	24.388 EUR (2023/12/22)

Arbitrage views

Exchange	Date	Time	Price	Trading volume (mio.)	Number of trades
Xetra	2024/08/07	17:35	31.715 EUR	0.01	9
Vienna Stock Exchange	2024/08/07	15:30	31.505 EUR	0.00	4
Tradegate	2024/08/07	22:26	31.375 EUR	0.08	63
Stuttgart	2024/08/07	21:45	31.36 EUR	0.00	60
Munich	2024/08/07	08:07	31.09 EUR	0.00	1

	08/07					
London Stock Exchange European Trade Reporting	2024/ 08/07	17:30	31.035 EUR	0.04		4
Hanover	2024/ 08/07	08:10	31.08 EUR	0.00		3
Hamburg	2024/ 08/07	08:10	31.075 EUR	0.00		3
Frankfurt	2024/ 08/07	15:29	31.455 EUR	0.00		4
FINRA other OTC Issues	2024/ 08/07	19:03	34.75 USD	3.33		6
Euronext Milan MTF Trading After Hours	-	-	-	0.00		-
Euronext Amsterdam	2024/ 08/07	17:35	31.705 EUR	99.27		11,731
Duesseldorf	2024/ 08/07	08:10	31.01 EUR	0.00		2
Berlin	2024/ 08/07	21:50	31.455 EUR	0.00		19

Company profile

Company Logo



Contact Details

PROSUS NV

--

Taurusavenue 105-15 - 2132 LS Hoofddorp

Telefon: +31-23-569-23-00

Fax: +

E-mail: communications@prosus.com

PDF Downloads

Company report: PROSUS N.V.



Company Profile

Prosus NV engages in the provision of different technology platforms. It operates through the following segments: Ecommerce, Social and Internet Platforms, and Corporate. The Ecommerce segment operates internet platforms to provide various services and products, and includes classifieds, payments and fintech, food delivery, etail, travel, and other ecommerce. The Social and Internet Platforms segment holds listed investments in social and internet platforms through Tencent and Mail.ru. The Corporate segment comprises entities which provide various corporate functions and activities. The company was founded on April 3, 1997 and is headquartered in Amsterdam, the Netherlands.

Members of Management Board

Ervin Tu	Chairman of Managing Board
Aileen O'Toole	Member of Executive Committee
Basil Sgourdos	Member of Executive Committee
David Tudor	Member of Executive Committee

Board of directors

Jacobus Petrus Bekker	Chairman of Supervisory Board
Angelien G. Z. Kemna	Member of Supervisory Board
Debra Meyer	Member of Supervisory Board
Rachel Jafta	Member of Supervisory Board
Craig Enenstein	Member of Supervisory Board
Francis Lehlohonolo Letele	Member of Supervisory Board
Hendrik du Toit	Member of Supervisory Board
Jacobus Stofberg	Member of Supervisory Board
Manisha Girotra	Member of Supervisory Board
Mark Sorour	Member of Supervisory Board
Roberto Oliveira de Lima	Member of Supervisory Board
Sharmistha Dubey	Member of Supervisory Board
Stephan Pacak	Member of Supervisory Board
Vasileios Sgourdos	Member of Supervisory Board
Ying Xu	Member of Supervisory Board