

## PELTON INTERACTIVE INC. CLASS A

ISIN: US70614W1009 WKN: 70614W100

## Overview

2022/05/20 22:00:00

Price  
14.51 USDDifference  -1.49% (-0.22)

## General attributes

ISIN	US70614W1009
Symbol	PTON
Exchange	Nasdaq
Currency	USD
Sector	Other
Security type	Stock
Market cap (m)	4,222 EUR
Benchmark	S&P 500

## Market data

Bid (Bid size)	14.51 USD (2,900)
Ask (Ask size)	14.60 USD (3,700)
Open	14.96 USD
High	15.04 USD
Low	13.6802 USD
Close (prev. day)	14.73 USD
VWAP	14.231961 USD
Volume (pcs)	10,296,138
Trading volume	146,499,347.60
Number of trades	89,858
Last size	313,822

## Futures and Options











Related Futures	-
Related Options	-

5Y



Information about previous performance does not guarantee future performance.  
Source: FactSet

## Recent research

on sector	on market		
Date		Headline	Download
2022/05/04		Global Equity Ratings	
2022/04/27		České shrnutí reportu na CTP	
2022/04/27		Global Equity Ratings	
2022/04/14		Global Equity Ratings	
2022/03/29		Global Equity Ratings	

## Details

2022/05/20 22:00:00

## Price

14.51 USD

Difference  -1.49% (-0.22)

## General attributes

ISIN	US70614W1009
Symbol	PTON
Exchange	Nasdaq
Currency	USD
Sector	Other
Security type	Stock
Market cap (m)	4,222 EUR
Benchmark	S&P 500

## Market data

Bid (Bid size)	14.51 USD (2,900)
Ask (Ask size)	14.60 USD (3,700)
Open	14.96 USD
High	15.04 USD
Low	13.6802 USD
Close (prev. day)	14.73 USD
VWAP	14.231961 USD
Volume (pcs)	10,296,138
Trading volume	146,499,347.60
Number of trades	89,858
Last size	313,822

## Performance and Risk

	6m	1Y	3Y
Perf (%)	-69.22%	-85.56%	-
Perf (abs.)	-32.63	-85.95	-
Beta	1.91	1.60	0.64
Volatility	105.53	95.19	83.03

5Y



Information about previous performance does not guarantee future performance.  
Source: FactSet

## Price data

Ø price 5 days   Ø volume 5 days (pcs.)	14.94 USD (13,797,943)
Ø price 30 days   Ø volume 30 days (pcs.)	18.58 USD (13,971,471)
Ø price 100 days   Ø volume 100 days (pcs.)	25.72 USD (20,713,021)
Ø price 250 days   Ø volume 250 days (pcs.)	65.01 USD (14,784,988)
YTD High   date	40.35 USD (2022/02/08)
YTD Low   date	11.25 USD (2022/05/10)
52 Weeks High   date	129.70 USD (2021/07/07)
52 Weeks Low   date	11.25 USD (2022/05/10)

## All listings for PELTON INTERACTIVE INC. CLASS A

Exchange 	Date	Time	Price	Trading volume (mio.)	Number of trades
Xetra	2022/05/20	17:35	13.394 EUR	0.19	51
Vienna Stock Exchange	2022/05/20	17:32	13.428 EUR	0.03	7
Tradegate	2022/05/20	22:27	13.75 EUR	0.11	32
Stuttgart	2022/05/20	14:36	14.194 EUR	0.00	4
Nasdaq	2022/	22:00	14.51 USD	146.50	89,858

	05/20						
Munich	2022/ 05/20	08:01	14.204	EUR	0.00		1
London Stock Exchange European Trade Reporting	2022/ 05/20	17:30	14.104	USD	0.00		7
Hanover	2022/ 05/20	08:01	14.202	EUR	0.00		1
Hamburg	2022/ 05/20	08:01	14.198	EUR	0.00		1
Frankfurt	2022/ 05/20	10:09	14.40	EUR	0.00		3
Duesseldorf	2022/ 05/20	15:00	14.162	EUR	0.00		6
Berlin	2022/ 05/20	21:52	13.776	EUR	0.00		18

## Company profile

### Company Logo



### Contact Details

PELOTON INTERACTIVE INC.

--

----

Telefon: -

Fax: -

E-mail: -

### Company Profile

-

### Members of Management Board

John Foley      Chairman of Board of Directors

Angel Mendez    Member of Board of Directors

Jay Hoag        Member of Board of Directors

Jonathan Callaghan    Member of Board of Directors

Jonathan Mildenhall    Member of Board of Directors

Karen Boone     Member of Board of Directors

Pamela Thomas-Graham    Member of Board of Directors

William Lynch    Member of Board of Directors