

EXAGEN INC COM USD0.001

ISIN: US30068X1037 WKN: 30068X103

Overview

2024/07/18 08:15:24

Price
1.85 EURDifference  -4.64% (-0.09)

General attributes

ISIN	US30068X1037
Symbol	XGN
Exchange	Frankfurt
Currency	EUR
Sector	-
Security type	Stock
Market cap (m)	33 EUR
Benchmark	S&P 500

Market data

Bid (Bid size)	1.89 EUR (1,620)
Ask (Ask size)	1.93 EUR (1,620)
Open	1.85 EUR
High	1.85 EUR
Low	1.85 EUR
Close (prev. day)	1.94 EUR
VWAP	1.67 EUR
Volume (pcs)	0
Trading volume	0.00
Number of trades	1
Last size	0

Futures and Options





Related Futures	-
Related Options	-

5Y



Information about previous performance does not guarantee future performance.
Source: FactSet

Recent research

on market		
Date	Headline	Download
2024/07/12	 Global Equity Ratings	
2024/07/08	 Akciové trhy - denní zpráva	
2024/07/03	 Global Strategy 3Q 2024	
2024/06/21	 Global Equity Ratings	
2024/05/29	 Global Equity Ratings	

Details

2024/07/18 08:15:24

Price

1.85 EUR

Difference ▼ -4.64% (-0.09)

General attributes

ISIN	US30068X1037
Symbol	XGN
Exchange	Frankfurt
Currency	EUR
Sector	-
Security type	Stock
Market cap (m)	33 EUR
Benchmark	S&P 500

Market data

Bid (Bid size)	1.89 EUR (1,620)
Ask (Ask size)	1.93 EUR (1,620)
Open	1.85 EUR
High	1.85 EUR
Low	1.85 EUR
Close (prev. day)	1.94 EUR
VWAP	1.67 EUR
Volume (pcs)	0
Trading volume	0.00
Number of trades	1
Last size	0

Performance and Risk

	6m	1Y	3Y
Perf (%)	+6.01%	-19.83%	-83.13%
Perf (abs.)	+0.11	-0.48	-9.56
Beta	0.91	0.92	0.94
Volatility	74.11	75.99	83.66

5Y



Information about previous performance does not guarantee future performance.
Source: FactSet

Price data

Ø price 5 days Ø volume 5 days (pcs.)	1.78 EUR (0)
Ø price 30 days Ø volume 30 days (pcs.)	1.75 EUR (0)
Ø price 100 days Ø volume 100 days (pcs.)	1.59 EUR (0)
Ø price 250 days Ø volume 250 days (pcs.)	1.76 EUR (8)
YTD High date	2.12 EUR (2024/01/18)
YTD Low date	1.24 EUR (2024/05/08)
52 Weeks High date	2.50 EUR (2023/08/09)
52 Weeks Low date	1.24 EUR (2024/05/08)

Arbitrage views

Exchange	Date	Time	Price	Trading volume (mio.)	Number of trades
Stuttgart	2024/07/18	15:32	1.82 EUR	0.00	3
Nasdaq	2024/07/18	15:51	2.08 USD	0.02	15
Munich	2024/07/18	08:07	1.68 EUR	0.00	1
Frankfurt	2024/07/18	08:15	1.85 EUR	0.00	1
Berlin	2024/07/18	15:36	1.92 EUR	0.00	8

Company profile

Company Logo



Company Profile

-

Contact Details

EXAGEN DIAGNOSTICS INC.

--

Telefon: -

Fax: -

E-mail: -