

DENALI THERAPEUTICS INC

ISIN: US24823R1059 WKN: 24823R105

Overview

2024/08/16 20:30:24

5Y

Price

21.08 EUR

Difference  -1.31% (-0.28)

General attributes

ISIN US24823R1059

Symbol DNLI

Exchange Berlin

Currency EUR

Sector Chemical / Pharmaceutical / Health

Security type Stock

Market cap (m) 3,004 EUR

Benchmark S&P 500

Market data

Bid (Bid size) -

Ask (Ask size) -

Open 21.60 EUR

High 21.60 EUR

Low 20.91 EUR

Close (prev. day) 21.36 EUR

VWAP -

Volume (pcs) 0

Trading volume 0.00

Number of trades 19

Last size 0

Futures and Options

Related Futures -





Related Options -



Information about previous performance does not guarantee future performance.

Source: FactSet

Recent research

on sector		on market	
Date		Headline	Download
2024/08/12		Global Equity Ratings	
2024/07/24		Global Equity Ratings	
2024/07/12		Global Equity Ratings	
2024/06/21		Global Equity Ratings	
2024/06/14		Global Equity Ratings	

Details

2024/08/16 20:30:24

Price

21.08 EUR

Difference 📉 -1.31% (-0.28)

General attributes

ISIN US24823R1059

Symbol DNL

Exchange Berlin

Currency EUR

Sector Chemical / Pharmaceutical / Health

Security type Stock

Market cap (m) 3,004 EUR

Benchmark S&P 500

Market data

Bid (Bid size) -

Ask (Ask size) -

Open 21.60 EUR

High 21.60 EUR

Low 20.91 EUR

Close (prev. day) 21.36 EUR

VWAP -

Volume (pcs) 0

Trading volume 0.00

Number of trades 19

Last size 0

Performance and Risk

	6m	1Y	3Y
Perf (%)	+33.97%	-3.08%	-52.97%
Perf (abs.)	+5.35	-0.67	-23.74
Beta	1.67	2.00	1.64
Volatility	74.60	67.78	63.40

5Y



Information about previous performance does not guarantee future performance.
Source: FactSet

Price data

Ø price 5 days | Ø volume 5 days (pcs.) 20.84 EUR (0)

Ø price 30 days | Ø volume 30 days (pcs.) 20.91 EUR (0)

Ø price 100 days | Ø volume 100 days (pcs.) 18.91 EUR (0)

Ø price 250 days | Ø volume 250 days (pcs.) 18.61 EUR (1)

YTD High | date 23.03 EUR (2024/07/31)

YTD Low | date 13.71 EUR (2024/04/25)

52 Weeks High | date 23.50 EUR (2023/08/31)

52 Weeks Low | date 13.71 EUR (2024/04/25)

Arbitrage views

Exchange	Date	Time	Price	Trading volume (mio.)	Number of trades
Tradegate	2024/08/16	22:02	20.89 EUR	0.00	1
Stuttgart	2024/08/16	18:44	20.74 EUR	0.00	4
Nasdaq	2024/08/16	22:00	23.02 USD	19.95	11,936
Munich	2024/08/16	08:08	21.47 EUR	0.00	2
Frankfurt	2024/08/16	08:04	21.44 EUR	0.00	2
Duesseldorf	2024/08/16	19:31	21.04 EUR	0.00	6
Berlin	2024/08/16	20:30	21.08 EUR	0.00	19

Company profile

Company Logo



Company Profile

-

Contact Details

DENALI THERAPEUTICS

--

Telefon: -

Fax: -

E-mail: -