

FINEOS CORPORATION NPV CDI 1:1

ISIN: **AU0000054322** WKN: -

Overview

2024/08/02 08:31:21

Price
0.96 EURDifference  -3.52% (-0.04)

General attributes

ISIN	AU0000054322
Symbol	FCL
Exchange	Frankfurt
Currency	EUR
Sector	-
Security type	Stock
Market cap (m)	0
Benchmark	MSCI WORLD INDEX (STRD, UHD)

Market data

Bid (Bid size)	-
Ask (Ask size)	-
Open	0.96 EUR
High	0.96 EUR
Low	0.96 EUR
Close (prev. day)	0.995 EUR
VWAP	1.15 EUR
Volume (pcs)	0
Trading volume	0.00
Number of trades	2
Last size	0

Futures and Options

Related Futures	-
Related Options	-











5Y



Information about previous performance does not guarantee future performance.
Source: FactSet

Recent research

on market

Date		Headline	Download
2024/07/03		Global Strategy 3Q 2024	
2024/06/21		Global Equity Ratings	
2024/06/14		Global Equity Ratings	
2024/04/26		Global Equity Ratings	
2024/03/26		Global Strategy 2Q 2024	

Details

2024/08/02 08:31:21

Price
0.96 EURDifference ▼ -3.52% (-0.04)

General attributes

ISIN	AU0000054322
Symbol	FCL
Exchange	Frankfurt
Currency	EUR
Sector	-
Security type	Stock
Market cap (m)	0
Benchmark	MSCI WORLD INDEX (STRD, UHD)

Market data

Bid (Bid size)	-
Ask (Ask size)	-
Open	0.96 EUR
High	0.96 EUR
Low	0.96 EUR
Close (prev. day)	0.995 EUR
VWAP	1.15 EUR
Volume (pcs)	0
Trading volume	0.00
Number of trades	2
Last size	0

Performance and Risk

	6m	1Y	3Y
Perf (%)	-16.39%	-	-
Perf (abs.)	-0.20	-	-
Beta	0.80	0.56	0.69
Volatility	52.33	-	-

5Y



Information about previous performance does not guarantee future performance.
Source: FactSet

Price data

Ø price 5 days Ø volume 5 days (pcs.)	0.99 EUR (0)
Ø price 30 days Ø volume 30 days (pcs.)	1.05 EUR (2)
Ø price 100 days Ø volume 100 days (pcs.)	1.03 EUR (5)
Ø price 250 days Ø volume 250 days (pcs.)	- EUR (-)
YTD High date	1.33 EUR (2024/01/15)
YTD Low date	0.90 EUR (2024/06/11)
52 Weeks High date	- EUR (-)
52 Weeks Low date	- EUR (-)

Arbitrage views

Exchange	Date	Time	Price	Trading volume (mio.)	Number of trades
Frankfurt	2024/08/02	08:31	0.96 EUR	0.00	2
FINRA other OTC Issues	2024/06/24	17:54	1.04 USD	0.00	1
Australian Securities Exchange	2024/08/02	08:10	1.63 AUD	0.21	438

Company profile

Company Logo

Contact Details

FINEOS CORPORATION HOLDINGS PLC

--

Telefon: -

Fax: -

E-mail: -

Company Profile

-