

FUKUOKA FINANCIAL GROUP

ISIN: JP3805010000 WKN: 8354

Overview

2022/05/13 21:08:37

Price
17.355 USDDifference  0.00% (0.00)

General attributes

ISIN	JP3805010000
Symbol	8354
Exchange	FINRA other OTC Issues
Currency	USD
Sector	-
Security type	Stock
Market cap (m)	4,839 EUR
Benchmark	NIKKEI 225


Market data

Bid (Bid size)	-
Ask (Ask size)	-
Open	17.355 USD
High	17.355 USD
Low	17.355 USD
Close (prev. day)	17.355 USD
VWAP	17.355 USD
Volume (pcs)	200
Trading volume	3,471.00
Number of trades	1
Last size	200

Futures and Options







Related Futures	-
Related Options	-

5Y



Information about previous performance does not guarantee future performance.
Source: FactSet

Recent research

on market			
Date		Headline	Download
2024/02/22		Global Equity Ratings	
2023/10/27		Global Equity Ratings	
2023/09/29		Global Equity Ratings	
2023/09/08		Global Equity Ratings	
2023/08/22		Global Equity Ratings	

Details

2022/05/13 21:08:37

Price
17.355 USD

Difference ➔ 0.00% (0.00)

General attributes

ISIN	JP3805010000
Symbol	8354
Exchange	FINRA other OTC Issues
Currency	USD
Sector	-
Security type	Stock
Market cap (m)	4,839 EUR
Benchmark	NIKKEI 225

Market data

Bid (Bid size)	-
Ask (Ask size)	-
Open	17.355 USD
High	17.355 USD
Low	17.355 USD
Close (prev. day)	17.355 USD
VWAP	17.355 USD
Volume (pcs)	200
Trading volume	3,471.00
Number of trades	1
Last size	200

Performance and Risk

	6m	1Y	3Y
Perf (%)	-	-	-
Perf (abs.)	-	-	-
Beta	0.57	0.56	0.49
Volatility	-	-	-

5Y



Information about previous performance does not guarantee future performance.
Source: FactSet

Price data

Ø price 5 days Ø volume 5 days (pcs.)	- USD (-)
Ø price 30 days Ø volume 30 days (pcs.)	- USD (-)
Ø price 100 days Ø volume 100 days (pcs.)	- USD (-)
Ø price 250 days Ø volume 250 days (pcs.)	- USD (21)
YTD High date	- USD (-)
YTD Low date	- USD (-)
52 Weeks High date	- USD (-)
52 Weeks Low date	- USD (-)

All listings for FUKUOKA FINANCIAL GROUP

Exchange ⊕	Date	Time	Price	Trading volume (mio.)	Number of trades
Tradegate	2024/04/25	22:02	24.80 EUR	0.00	1
Tokyo Stock Exchange	2024/04/26	08:00	4,185.00 JPY	36.55	3,446
Fukuoka Stock Exchange	2023/12/08	01:00	3,370.00 JPY	0.07	1
Frankfurt	2024/04/26	08:03	24.80 EUR	0.00	1
FINRA other OTC	2022/05/21	21:08	17.355 USD	0.00	1

Company profile

Company Logo



ふくおかフィナンシャルグループ

Company Profile

-

Contact Details

FUKUOKA FINANCIAL GROUP

--

13-1, Tenjin 2-chome, Chuo-ku - 810-8727
Fukuoka

Telefon: +81 92 723 2502

Fax: +81 92 716 3180

E-mail: -