

AILERON THERAPEUTICS INC.

ISIN: US00887A2042 WKN: 00887A204

Overview

2021/09/30 20:29:18

Price
0.845 EURDifference  0.60% (0.01)

General attributes

ISIN US00887A2042

Symbol ALRN

Exchange Stuttgart

Currency EUR

Sector Chemical / Pharmaceutical / Health

Security type Stock

Market cap (m) 37 EUR

Benchmark S&P 500

Market data

Bid (Bid size) - (0)

Ask (Ask size) - (0)

Open 0.79 EUR

High 0.845 EUR

Low 0.79 EUR

Close (prev. day) 0.84 EUR

VWAP -

Volume (pcs) 0

Trading volume 0.00

Number of trades 11

Last size 0

Futures and Options

Related Futures -

Related Options -











5Y



Information about previous performance does not guarantee future performance.
Source: FactSet

Recent research

 on sector on market

Date		Headline	Download
2024/08/12		Global Equity Ratings	
2024/07/24		Global Equity Ratings	
2024/07/12		Global Equity Ratings	
2024/06/21		Global Equity Ratings	
2024/06/14		Global Equity Ratings	

Details

2021/09/30 20:29:18

Price

0.845 EUR

Difference ▲ 0.60% (0.01)

General attributes

ISIN US00887A2042

Symbol ALRN

Exchange Stuttgart

Currency EUR

Sector Chemical / Pharmaceutical / Health

Security type Stock

Market cap (m) 37 EUR

Benchmark S&P 500

Market data

Bid (Bid size) - (0)

Ask (Ask size) - (0)

Open 0.79 EUR

High 0.845 EUR

Low 0.79 EUR

Close (prev. day) 0.84 EUR

VWAP -

Volume (pcs) 0

Trading volume 0.00

Number of trades 11

Last size 0

Performance and Risk

	6m	1Y	3Y
Perf (%)	-	-	-
Perf (abs.)	-	-	-
Beta	0.44	0.73	1.07
Volatility	-	-	-

5Y



Information about previous performance does not guarantee future performance.

Source: FactSet

Price data

Ø price 5 days | Ø volume 5 days (pcs.) - EUR (-)

Ø price 30 days | Ø volume 30 days (pcs.) - EUR (-)

Ø price 100 days | Ø volume 100 days (pcs.) - EUR (-)

Ø price 250 days | Ø volume 250 days (pcs.) - EUR (-)

YTD High | date - EUR (-)

YTD Low | date - EUR (-)

52 Weeks High | date - EUR (-)

52 Weeks Low | date - EUR (-)

Arbitrage views

Exchange	Date	Time	Price	Trading volume (mio.)	Number of trades
Tradegate	2024/08/16	22:02	1.70 EUR	0.00	1
Stuttgart	2021/09/30	20:29	0.845 EUR	0.00	11
Nasdaq	2024/08/16	21:59	1.89 USD	0.08	292

Company profile

Company Logo



Company Profile

-

Contact Details

AILERON THERAPEUTICS

--

Telefon: -

Fax: -

E-mail: -