

FINEOS CORPORATION NPV CDI 1:1

ISIN: AU0000054322 WKN: -

Overview

2024/05/07 08:10:16

Price

1.755 AUD

Difference  -0.28% (-0.01)

General attributes

ISIN AU0000054322

Symbol FCL

Exchange Australian Securities Exchange

Currency AUD

Sector -

Security type Stock

Market cap (m) 0

Benchmark MSCI WORLD INDEX (STRD, UHD)

Market data

Bid (Bid size) 1.755 AUD (999)

Ask (Ask size) 1.77 AUD (89)

Open 1.75 AUD

High 1.85 AUD

Low 1.75 AUD

Close (prev. day) 1.76 AUD

VWAP 1.784123 AUD

Volume (pcs) 84,192

Trading volume 150,208.86

Number of trades 279

Last size -

Futures and Options

Related Futures -

Related Options -











5Y



Information about previous performance does not guarantee future performance.
Source: FactSet

Recent research

on market

Date	Headline	Download
2024/04/26	 Global Equity Ratings	
2024/03/26	 Global Strategy 2Q 2024	
2024/03/13	 Global Equity Ratings	
2024/02/22	 Global Equity Ratings	
2024/02/14	 Global Equity Ratings	

Details

2024/05/07 08:10:16

Price

1.755 AUD

 Difference ▼ -0.28% (-0.01)

General attributes

ISIN	AU0000054322
Symbol	FCL
Exchange	Australian Securities Exchange
Currency	AUD
Sector	-
Security type	Stock
Market cap (m)	0
Benchmark	MSCI WORLD INDEX (STRD, UHD)

Market data

Bid (Bid size)	1.755 AUD (999)
Ask (Ask size)	1.77 AUD (89)
Open	1.75 AUD
High	1.85 AUD
Low	1.75 AUD
Close (prev. day)	1.76 AUD
VWAP	1.784123 AUD
Volume (pcs)	84,192
Trading volume	150,208.86
Number of trades	279
Last size	-

Performance and Risk

	6m	1Y	3Y
Perf (%)	+0.29%	+7.01%	-54.65%
Perf (abs.)	+0.01	+0.12	-2.12
Beta	0.67	0.33	0.67
Volatility	54.47	56.22	61.91

5Y



Information about previous performance does not guarantee future performance.
Source: FactSet

Price data

Ø price 5 days Ø volume 5 days (pcs.)	1.783 AUD (80,258)
Ø price 30 days Ø volume 30 days (pcs.)	1.745 AUD (214,069)
Ø price 100 days Ø volume 100 days (pcs.)	1.808 AUD (275,252)
Ø price 250 days Ø volume 250 days (pcs.)	1.907 AUD (245,348)
YTD High date	2.280 AUD (2024/01/15)
YTD Low date	1.420 AUD (2024/02/22)
52 Weeks High date	2.780 AUD (2023/08/10)
52 Weeks Low date	1.420 AUD (2024/02/22)

Arbitrage views

Exchange	Date	Time	Price	Trading volume (mio.)	Number of trades
Frankfurt	2024/05/07	08:02	1.07 EUR	0.00	1
FINRA other OTC Issues	2024/03/08	17:44	1.00 USD	0.00	2
Australian Securities Exchange	2024/05/07	08:10	1.755 AUD	0.15	279

Company profile

Company Logo

Contact Details

FINEOS CORPORATION HOLDINGS PLC

--

Telefon: -

Fax: -

E-mail: -

Company Profile

-