

LONGFOR GROUP HOLDINGS LTD.

ISIN: **KYG5635P1090** WKN: -

Overview

2024/07/26 10:35:27

5Y

Price

1.165 EUR

Difference  0.00% (0.00)

General attributes

ISIN KYG5635P1090

Symbol 960

Exchange Stuttgart

Currency EUR

Sector Other

Security type Stock

Market cap (m) 8,015 EUR

Benchmark MSCI WORLD INDEX (STRD, UHD)

Market data

Bid (Bid size) - (0)

Ask (Ask size) - (0)

Open 1.166 EUR

High 1.166 EUR

Low 1.165 EUR

Close (prev. day) 1.165 EUR

VWAP -

Volume (pcs) 0

Trading volume 0.00

Number of trades 3

Last size 0

Futures and Options

Related Futures -

Related Options -













Information about previous performance does not guarantee future performance.

Source: FactSet

Recent research

on sector

Date		Headline	Download
2024/07/24		Global Equity Ratings	
2024/07/12		Global Equity Ratings	
2024/06/21		Global Equity Ratings	
2024/06/14		Global Equity Ratings	
2024/05/29		Global Equity Ratings	

Details

2024/07/26 10:35:27

Price

1.165 EUR

Difference ↔ 0.00% (0.00)

General attributes

ISIN	KYG5635P1090
Symbol	960
Exchange	Stuttgart
Currency	EUR
Sector	Other
Security type	Stock
Market cap (m)	8,015 EUR
Benchmark	MSCI WORLD INDEX (STRD, UHD)

Market data

Bid (Bid size)	- (0)
Ask (Ask size)	- (0)
Open	1.166 EUR
High	1.166 EUR
Low	1.165 EUR
Close (prev. day)	1.165 EUR
VWAP	-
Volume (pcs)	0
Trading volume	0.00
Number of trades	3
Last size	0

Performance and Risk

	6m	1Y	3Y
Perf (%)	+1.39%	-43.40%	-73.86%
Perf (abs.)	+0.02	-0.89	-3.29
Beta	1.72	1.35	0.45
Volatility	65.72	66.33	69.17

5Y



Information about previous performance does not guarantee future performance.
Source: FactSet

Price data

Ø price 5 days Ø volume 5 days (pcs.)	1.201 EUR (240)
Ø price 30 days Ø volume 30 days (pcs.)	1.287 EUR (350)
Ø price 100 days Ø volume 100 days (pcs.)	1.318 EUR (469)
Ø price 250 days Ø volume 250 days (pcs.)	1.418 EUR (465)
YTD High date	1.784 EUR (2024/05/17)
YTD Low date	0.910 EUR (2024/01/22)
52 Weeks High date	2.420 EUR (2023/07/28)
52 Weeks Low date	0.910 EUR (2024/01/22)

All listings for LONGFOR GROUP HOLDINGS LTD.

Exchange ⬆	Date	Time	Price	Trading volume (mio.)	Number of trades
Tradegate	2024/07/26	22:02	1.198 EUR	0.00	1
Stuttgart	2024/07/26	10:35	1.165 EUR	0.00	3
Munich	2024/07/26	08:04	1.2075 EUR	0.00	1
Hong Kong Stock Exchange	2024/07/26	10:08	10.04 HKD	-	-
Frankfurt	2024/07/26	17:00	1.149 EUR	0.00	4

	26					
FINRA other OTC Issues	2024/07/03	17:18	1.41 USD	0.04		3
Duesseldorf	2024/07/26	19:30	1.173 EUR	0.00		6
Berlin	2024/07/26	08:08	1.1615 EUR	0.00		3

Company profile

Company Logo



Company Profile

-

Contact Details

LONGFOR GROUP HOLDINGS

--

Telefon: -

Fax: -

E-mail: -