

LONGFOR GROUP HOLDINGS LTD.

ISIN: **KYG5635P1090** WKN: -

Overview

2024/04/19 21:52:10

5Y

Price

1.075 EUR

Difference  0.28% (0.00)

General attributes

ISIN KYG5635P1090

Symbol 960

Exchange Stuttgart

Currency EUR

Sector Other

Security type Stock

Market cap (m) 7,391 EUR

Benchmark MSCI WORLD INDEX (STRD, UHD)

Market data

Bid (Bid size) - (0)

Ask (Ask size) - (0)

Open 1.0655 EUR

High 1.075 EUR

Low 1.0655 EUR

Close (prev. day) 1.072 EUR

VWAP -

Volume (pcs) 0

Trading volume 0.00

Number of trades 6

Last size 0

Futures and Options

Related Futures -

Related Options -













Information about previous performance does not guarantee future performance.

Source: FactSet

Recent research

on sector

Date	Headline	Download
2024/04/03	 Global Equity Ratings	
2024/03/13	 Global Equity Ratings	
2024/02/22	 Global Equity Ratings	
2024/02/14	 Global Equity Ratings	
2024/01/23	 Global Equity Ratings	

Details

2024/04/19 21:52:10

Price

1.075 EUR

Difference ▲ 0.28% (0.00)

General attributes

ISIN	KYG5635P1090
Symbol	960
Exchange	Stuttgart
Currency	EUR
Sector	Other
Security type	Stock
Market cap (m)	7,391 EUR
Benchmark	MSCI WORLD INDEX (STRD, UHD)

Market data

Bid (Bid size)	- (0)
Ask (Ask size)	- (0)
Open	1.0655 EUR
High	1.075 EUR
Low	1.0655 EUR
Close (prev. day)	1.072 EUR
VWAP	-
Volume (pcs)	0
Trading volume	0.00
Number of trades	6
Last size	0

Performance and Risk

	6m	1Y	3Y
Perf (%)	-22.10%	-59.59%	-80.45%
Perf (abs.)	-0.31	-1.59	-4.43
Beta	1.25	1.47	0.39
Volatility	65.40	66.65	66.85

5Y



Information about previous performance does not guarantee future performance.
Source: FactSet

Price data

Ø price 5 days Ø volume 5 days (pcs.)	1.083 EUR (0)
Ø price 30 days Ø volume 30 days (pcs.)	1.174 EUR (320)
Ø price 100 days Ø volume 100 days (pcs.)	1.213 EUR (492)
Ø price 250 days Ø volume 250 days (pcs.)	1.622 EUR (599)
YTD High date	1.330 EUR (2024/01/05)
YTD Low date	0.910 EUR (2024/01/22)
52 Weeks High date	2.640 EUR (2023/04/20)
52 Weeks Low date	0.910 EUR (2024/01/22)

All listings for LONGFOR GROUP HOLDINGS LTD.

Exchange	Date	Time	Price	Trading volume (mio.)	Number of trades
Tradegate	2024/04/19	22:02	1.102 EUR	0.00	1
Stuttgart	2024/04/19	21:52	1.075 EUR	0.00	6
Munich	2024/04/19	08:18	1.10 EUR	0.00	2
Hong Kong Stock Exchange	2024/04/19	10:08	9.10 HKD	-	-
Frankfurt	2024/04/19	08:05	1.028 EUR	0.00	2

	19					
FINRA other OTC Issues	2024/04/12	15:30	1.2599 USD	0.00		4
Duesseldorf	2024/04/19	19:30	1.073 EUR	0.00		6
Berlin	2024/04/19	08:08	1.0605 EUR	0.00		2

Company profile

Company Logo



Company Profile

-

Contact Details

LONGFOR GROUP HOLDINGS

--

Telefon: -

Fax: -

E-mail: -