

LIFE360 INC. NPV CDI 3:1

ISIN: **AU0000045098** WKN: -

Overview

2024/04/23 20:48:34

Price
8.55 USDDifference  3.01% (0.25)

General attributes

ISIN	AU0000045098
Symbol	360
Exchange	FINRA other OTC Issues
Currency	USD
Sector	-
Security type	Stock
Market cap (m)	0
Benchmark	S&P 500

Market data

Bid (Bid size)	-
Ask (Ask size)	-
Open	8.75 USD
High	8.75 USD
Low	8.55 USD
Close (prev. day)	8.30 USD
VWAP	8.60244 USD
Volume (pcs)	8,305
Trading volume	71,443.41
Number of trades	7
Last size	200

Futures and Options

Related Futures	-
Related Options	-

5Y













Information about previous performance does not guarantee future performance.

Source: FactSet

Recent research

on market

Date		Headline	Download
2024/04/03		Global Equity Ratings	
2024/03/26		Global Strategy 2Q 2024	
2024/03/13		Global Equity Ratings	
2024/02/22		Global Equity Ratings	
2024/02/14		Global Equity Ratings	

Details

2024/04/23 20:48:34

Price

8.55 USD

Difference ▲ 3.01% (0.25)

General attributes

ISIN	AU0000045098
Symbol	360
Exchange	FINRA other OTC Issues
Currency	USD
Sector	-
Security type	Stock
Market cap (m)	0
Benchmark	S&P 500

Market data

Bid (Bid size)	-
Ask (Ask size)	-
Open	8.75 USD
High	8.75 USD
Low	8.55 USD
Close (prev. day)	8.30 USD
VWAP	8.60244 USD
Volume (pcs)	8,305
Trading volume	71,443.41
Number of trades	7
Last size	200

Performance and Risk

	6m	1Y	3Y
Perf (%)	+55.17%	-	-
Perf (abs.)	+3.04	-	-
Beta	1.05	0.50	0.42
Volatility	69.38	53.66	105.04

5Y



Information about previous performance does not guarantee future performance.
Source: FactSet

Price data

Ø price 5 days Ø volume 5 days (pcs.)	8.23 USD (10,608)
Ø price 30 days Ø volume 30 days (pcs.)	8.49 USD (41,326)
Ø price 100 days Ø volume 100 days (pcs.)	6.87 USD (26,702)
Ø price 250 days Ø volume 250 days (pcs.)	5.98 USD (20,470)
YTD High date	9.59 USD (2024/04/09)
YTD Low date	4.40 USD (2024/01/12)
52 Weeks High date	9.59 USD (2024/04/09)
52 Weeks Low date	3.25 USD (2023/05/05)

All listings for LIFE360 INC. NPV CDI 3:1

Exchange	Date	Time	Price	Trading volume (mio.)	Number of trades
Frankfurt	2024/04/23	08:00	7.95 EUR	0.00	2
FINRA other OTC Issues	2024/04/23	20:48	8.55 USD	0.07	7
Australian Securities Exchange	2024/04/23	08:10	13.46 AUD	7.74	5,270

Company profile

Company Logo

Contact Details

LIFE360 INC.

--

Telefon: -

Fax: -

E-mail: -

Company Profile

-