

CROSSFIRST BANKSHARES INC COM USD0.01

ISIN: US22766M1099 WKN: 22766M109

Overview

2024/07/17 22:00:00

Price
17.85 USDDifference  2.23% (0.39)

General attributes

ISIN	US22766M1099
Symbol	CFB
Exchange	Nasdaq
Currency	USD
Sector	-
Security type	Stock
Market cap (m)	804 EUR
Benchmark	S&P 500

Market data

Bid (Bid size)	16.97 USD (100)
Ask (Ask size)	17.98 USD (200)
Open	17.42 USD
High	18.125 USD
Low	17.32 USD
Close (prev. day)	17.46 USD
VWAP	17.777253 USD
Volume (pcs)	1,102,441
Trading volume	19,610,779.27
Number of trades	10,031
Last size	-

Futures and Options




Related Futures	-
Related Options	-

5Y



Information about previous performance does not guarantee future performance.
Source: FactSet

Recent research

on market		
Date	Headline	Download
2024/07/12	 Global Equity Ratings	
2024/07/08	 Akciové trhy - denní zpráva	
2024/07/03	 Global Strategy 3Q 2024	
2024/06/21	 Global Equity Ratings	
2024/05/29	 Global Equity Ratings	

Details

2024/07/17 22:00:00

Price

17.85 USD

 Difference ▲ 2.23% (0.39)

General attributes

ISIN	US22766M1099
Symbol	CFB
Exchange	Nasdaq
Currency	USD
Sector	-
Security type	Stock
Market cap (m)	804 EUR
Benchmark	S&P 500

Market data

Bid (Bid size)	16.97 USD (100)
Ask (Ask size)	17.98 USD (200)
Open	17.42 USD
High	18.125 USD
Low	17.32 USD
Close (prev. day)	17.46 USD
VWAP	17.777253 USD
Volume (pcs)	1,102,441
Trading volume	19,610,779.27
Number of trades	10,031
Last size	-

Performance and Risk

	6m	1Y	3Y
Perf (%)	+38.26%	+59.09%	+34.31%
Perf (abs.)	+4.94	+6.63	+4.56
Beta	0.76	0.97	0.70
Volatility	33.49	32.01	31.21

5Y



Information about previous performance does not guarantee future performance.
Source: FactSet

Price data

Ø price 5 days Ø volume 5 days (pcs.)	16.29 USD (915,519)
Ø price 30 days Ø volume 30 days (pcs.)	13.86 USD (326,596)
Ø price 100 days Ø volume 100 days (pcs.)	13.21 USD (207,263)
Ø price 250 days Ø volume 250 days (pcs.)	12.36 USD (162,805)
YTD High date	18.13 USD (2024/07/17)
YTD Low date	10.64 USD (2024/04/16)
52 Weeks High date	18.13 USD (2024/07/17)
52 Weeks Low date	9.71 USD (2023/09/27)

Arbitrage views

Exchange	Date	Time	Price	Trading volume (mio.)	Number of trades
Nasdaq	2024/07/17	22:00	17.85 USD	19.61	10,031

Company profile

Company Logo



Company Profile

-

Contact Details

CROSSFIRST BANKSHARES INC.

--

Telefon: -

Fax: -

E-mail: -