

BORR DRILLING LTD

ISIN: **BMG1466R1732** WKN: **G1466R173**

Overview

2024/07/12 15:22:49

Price

5.965 EUR

Difference  4.28% (0.25)

General attributes

ISIN BMG1466R1732

Symbol BORR

Exchange Stuttgart

Currency EUR

Sector Energy / Commodities

Security type Stock

Market cap (m) 1,598 EUR

Benchmark MSCI WORLD INDEX (STRD, UHD)

Market data

Bid (Bid size) - (0)

Ask (Ask size) - (0)

Open 5.945 EUR

High 5.965 EUR

Low 5.905 EUR

Close (prev. day) 5.72 EUR

VWAP -

Volume (pcs) 0

Trading volume 0.00

Number of trades 10

Last size 0

Futures and Options

Related Futures 15

Related Options -

5Y













Information about previous performance does not guarantee future performance.

Source: FactSet

Recent research

on sector

Date	Headline	Download
2024/07/12	 Global Equity Ratings	
2024/07/12	 Akciové trhy - denní zpráva	
2024/07/11	 Akciové trhy - denní zpráva	
2024/07/10	 Akciové trhy - denní zpráva	
2024/07/09	 Akciové trhy - denní zpráva	

Details

2024/07/12 15:22:49

Price

5.965 EUR

Difference ▲ 4.28% (0.25)

General attributes

ISIN	BMG1466R1732
Symbol	BORR
Exchange	Stuttgart
Currency	EUR
Sector	Energy / Commodities
Security type	Stock
Market cap (m)	1,598 EUR
Benchmark	MSCI WORLD INDEX (STRD, UHD)

Market data

Bid (Bid size)	- (0)
Ask (Ask size)	- (0)
Open	5.945 EUR
High	5.965 EUR
Low	5.905 EUR
Close (prev. day)	5.72 EUR
VWAP	-
Volume (pcs)	0
Trading volume	0.00
Number of trades	10
Last size	0

Performance and Risk

	6m	1Y	3Y
Perf (%)	-1.97%	-14.60%	+331.93%
Perf (abs.)	-0.12	-1.02	+4.58
Beta	1.59	1.43	1.44
Volatility	52.29	48.44	74.62

5Y



Information about previous performance does not guarantee future performance.
Source: FactSet

Price data

Ø price 5 days Ø volume 5 days (pcs.)	5.797 EUR (0)
Ø price 30 days Ø volume 30 days (pcs.)	5.858 EUR (0)
Ø price 100 days Ø volume 100 days (pcs.)	5.679 EUR (79)
Ø price 250 days Ø volume 250 days (pcs.)	6.084 EUR (32)
YTD High date	6.795 EUR (2024/01/29)
YTD Low date	4.852 EUR (2024/05/03)
52 Weeks High date	8.100 EUR (2023/08/04)
52 Weeks Low date	4.852 EUR (2024/05/03)

All listings for BORR DRILLING LTD

Exchange ⊕	Date	Time	Price	Trading volume (mio.)	Number of trades
Tradegate	2024/07/12	22:02	6.03 EUR	0.00	1
Stuttgart	2024/07/12	15:22	5.965 EUR	0.00	10
NYSE	2024/07/12	22:00	6.58 USD	7.26	7,495
Munich	2024/07/12	08:03	5.97 EUR	0.00	2
London Stock Exchange	2024/	16:20	14.99 NOK	0.00	2

European Trade Reporting	07/12					
Frankfurt	2024/ 07/12	17:15	5.91 EUR	0.00		8
First North Stockholm	2024/ 07/11	18:00	68.40 NOK	0.29		7
Duesseldorf	2024/ 07/12	19:30	5.93 EUR	0.00		6
Berlin	2024/ 07/12	21:43	6.025 EUR	0.00		19

Company profile

Company Logo



Company Profile

-

Contact Details

BORR DRILLING

--

Telefon: -

Fax: -

E-mail: -