

ANZ GROUP HOLDINGS LTD.

ISIN: AU000000ANZ3 WKN: ANZ

Overview

2024/04/26 22:02:11

Price

17.11 EUR

Difference  -1.90% (-0.33)

General attributes

ISIN AU000000ANZ3

Symbol ANZ

Exchange Tradegate

Currency EUR

Sector Financial

Security type Stock

Market cap (m) 51,569 EUR

Benchmark ASX ALL ORDINARIES INDEX

Market data

Bid (Bid size) 17.086 EUR (293)

Ask (Ask size) 17.268 EUR (290)

Open 17.11 EUR

High 17.11 EUR

Low 17.11 EUR

Close (prev. day) 17.442 EUR

VWAP 17.42844 EUR

Volume (pcs) -

Trading volume -

Number of trades 1

Last size -

Futures and Options

Related Futures -

Related Options 1,424

5Y













Information about previous performance does not guarantee future performance.

Source: FactSet

Recent research

on sector

Date	Headline	Download
2024/04/26	 Global Equity Ratings	
2024/04/26	 Akciové trhy - denní zpráva	
2024/04/25	 Akciové trhy - denní zpráva	
2024/04/24	 Akciové trhy - denní zpráva	
2024/04/23	 Akciové trhy - denní zpráva	

Details

2024/04/26 22:02:11

Price

17.11 EUR

Difference ▼ -1.90% (-0.33)

General attributes

ISIN	AU000000ANZ3
Symbol	ANZ
Exchange	Tradegate
Currency	EUR
Sector	Financial
Security type	Stock
Market cap (m)	51,569 EUR
Benchmark	ASX ALL ORDINARIES INDEX

Market data

Bid (Bid size)	17.086 EUR (293)
Ask (Ask size)	17.268 EUR (290)
Open	17.11 EUR
High	17.11 EUR
Low	17.11 EUR
Close (prev. day)	17.442 EUR
VWAP	17.42844 EUR
Volume (pcs)	-
Trading volume	-
Number of trades	1
Last size	-

Performance and Risk

	6m	1Y	3Y
Perf (%)	+15.61%	+18.00%	-6.35%
Perf (abs.)	+2.31	+2.61	-1.16
Beta	0.96	1.01	0.88
Volatility	17.27	18.52	21.86

5Y



Information about previous performance does not guarantee future performance.
Source: FactSet

Price data

Ø price 5 days Ø volume 5 days (pcs.)	17.24 EUR (365)
Ø price 30 days Ø volume 30 days (pcs.)	17.46 EUR (2,994)
Ø price 100 days Ø volume 100 days (pcs.)	16.65 EUR (1,549)
Ø price 250 days Ø volume 250 days (pcs.)	15.59 EUR (814)
YTD High date	18.30 EUR (2024/03/08)
YTD Low date	15.50 EUR (2024/01/17)
52 Weeks High date	18.30 EUR (2024/03/08)
52 Weeks Low date	13.70 EUR (2023/06/01)

All listings for ANZ GROUP HOLDINGS LTD.

Exchange	Date	Time	Price	Trading volume (mio.)	Number of trades
Tradegate	2024/04/26	22:02	17.11 EUR	0.00	1
Stuttgart	2024/04/29	08:12	17.094 EUR	0.00	1
Munich	2024/04/29	08:09	17.166 EUR	0.00	1
Frankfurt	2024/04/29	09:59	16.98 EUR	0.00	3
FINRA other OTC	2024/	15:38	18.88 USD	0.01	1

Issues	04/17					
Duesseldorf	2024/ 04/29	09:30	17.026	EUR	0.00	2
Berlin	2024/ 04/29	08:08	17.086	EUR	0.00	1
Australian Securities Exchange	2024/ 04/29	08:10	28.07	AUD	100.56	9,918

Company profile

Company Logo



Contact Details

ANZ GROUP HOLDINGS LTD.

--

Collins Street, ANZ Centre, Level 9 833 3008
Melbourne

Telefon: +61 3 8654 7682

Fax: -

E-mail: investor.relations@anz.com

Company Profile

-

Members of Management Board

Shayne Elliott	Chairman of Managing Board
Antonia Watson	Member of Executive Committee
Emma Gray	Member of Executive Committee
Farhan Faruqui	Member of Executive Committee
Gerard Florian	Member of Executive Committee
Kathryn van der Merwe	Member of Executive Committee
Kevin Corbally	Member of Executive Committee
Maile Carnegie	Member of Executive Committee
Mark Hand	Member of Executive Committee
Mark Whelan	Member of Executive Committee
Shane Buggle	Member of Executive Committee

Board of directors

Paul O'Sullivan	Chairman of Supervisory Board
Christine O'Reilly	Member of Supervisory Board
Holly Kramer	Member of Supervisory Board
Jeffrey Smith	Member of Supervisory Board
John Macfarlane	Member of Supervisory Board
Richard Gibb	Member of Supervisory Board
Sarah Halton	Member of Supervisory Board
Scott St. John	Member of Supervisory Board