



SEZZLE INC NPV CDI 1:1

ISIN: AU0000050981 WKN:

-

Overview

2022/09/30 08:10:43

Price

0.475 AUD

Difference  -4.04% (-0.02)

General attributes

ISIN AU0000050981

Symbol SZL

Exchange Australian Securities Exchange

Currency AUD

Sector -

Security type Stock

Market cap (m) 0

Benchmark S&P 500

Market data

Bid (Bid size) 0.475 AUD (49,991)

Ask (Ask size) 0.48 AUD (3,500)

Open 0.495 AUD

High 0.495 AUD

Low 0.47 AUD

Close (prev. day) 0.495 AUD

VWAP 0.478671 AUD

Volume (pcs) 793,126

Trading volume 379,646.63

Number of trades 132

Last size -

Futures and Options

Related Futures -

Related Options -

5Y













Information about previous performance does not guarantee future performance.

Source: FactSet

Recent research

on market

Date	Headline	Download
2022/09/26	 Global Equity Ratings	
2022/09/01	 Global Equity Ratings	
2022/08/25	 Global Equity Ratings	
2022/08/18	 Global Equity Ratings	
2022/08/08	 Global Equity Ratings	

Details

2022/09/30 08:10:43

Price

0.475 AUD

Difference ▼ -4.04% (-0.02)

General attributes

ISIN	AU0000050981
Symbol	SZL
Exchange	Australian Securities Exchange
Currency	AUD
Sector	-
Security type	Stock
Market cap (m)	0
Benchmark	S&P 500

Market data

Bid (Bid size)	0.475 AUD (49,991)
Ask (Ask size)	0.48 AUD (3,500)
Open	0.495 AUD
High	0.495 AUD
Low	0.47 AUD
Close (prev. day)	0.495 AUD
VWAP	0.478671 AUD
Volume (pcs)	793,126
Trading volume	379,646.63
Number of trades	132
Last size	-

Performance and Risk

	6m	1Y	3Y
Perf (%)	-65.58%	-91.71%	-79.79%
Perf (abs.)	-0.91	-5.26	-1.88
Beta	1.57	1.31	0.77
Volatility	188.00	145.99	117.87

5Y



Information about previous performance does not guarantee future performance.

Source: FactSet

Price data

Ø price 5 days Ø volume 5 days (pcs.)	0.499 AUD (785,520)
Ø price 30 days Ø volume 30 days (pcs.)	0.610 AUD (1,272,459)
Ø price 100 days Ø volume 100 days (pcs.)	0.551 AUD (3,293,763)
Ø price 250 days Ø volume 250 days (pcs.)	1.967 AUD (1,773,067)
YTD High date	3.090 AUD (2022/01/04)
YTD Low date	0.185 AUD (2022/07/14)
52 Weeks High date	6.310 AUD (2021/10/15)
52 Weeks Low date	0.185 AUD (2022/07/14)

Arbitrage views

Exchange	Date	Time	Price	Trading volume (mio.)	Number of trades
Munich	2022/09/30	08:03	0.324 EUR	0.00	1
FINRA other OTC Issues	2022/09/29	21:34	0.38 USD	0.00	6
Australian Securities Exchange	2022/09/30	08:10	0.475 AUD	0.38	132

Company profile

Company Logo

Contact Details

SEZZLE INC

--

Telefon: -

Fax: -

E-mail: -

Company Profile

-