


DTE ENERGY CORP

ISIN: US2333311072 WKN: 233331107


Overview

2024/08/30 22:00:02		
Price	125.02 USD	
Difference		0.35% (0.43)

General attributes	
ISIN	US2333311072
Symbol	DTE
Exchange	NYSE
Currency	USD
Sector	Utilities
Security type	Stock
Market cap (m)	23,359 EUR
Benchmark	S&P 500

Market data	
Bid (Bid size)	123.00 USD (1,000)
Ask (Ask size)	125.19 USD (100)
Open	124.78 USD
High	125.18 USD
Low	123.89 USD
Close (prev. day)	124.59 USD
VWAP	124.818225 USD
Volume (pcs)	656,194
Trading volume	81,865,765.59
Number of trades	14,228
Last size	-

Futures and Options	
Related Futures	-
Related Options	-

PDF Downloads	
Company report: DTE ENERGY CORP 	




Information about previous performance does not guarantee future performance.
Source: FactSet

Recent research

on sector		on market	
Date		Headline	Download
2024/08/30		Akciové trhy - denní zpráva	
2024/08/29		Akciové trhy - denní zpráva	
2024/08/28		Akciové trhy - denní zpráva	
2024/08/28		Akciové trhy - denní zpráva	
2024/08/27		Akciové trhy - denní zpráva	

Details

2024/08/30 22:00:02		
Price	125.02 USD	
Difference		0.35% (0.43)

General attributes	
ISIN	US2333311072
Symbol	DTE
Exchange	NYSE
Currency	USD
Sector	Utilities
Security type	Stock
Market cap (m)	23,359 EUR
Benchmark	S&P 500

Market data	
Bid (Bid size)	123.00 USD (1,000)
Ask (Ask size)	125.19 USD (100)
Open	124.78 USD
High	125.18 USD
Low	123.89 USD
Close (prev. day)	124.59 USD
VWAP	124.818225 USD
Volume (pcs)	656,194
Trading volume	81,865,765.59
Number of trades	14,228
Last size	-

Performance and Risk			
	6m	1Y	3Y
Perf (%)	+15.39%	+19.36%	+3.84%
Perf (abs.)	+16.67	+20.28	+4.62
Beta	0.13	0.31	0.44
Volatility	19.10	20.03	20.26



Information about previous performance does not guarantee future performance.
Source: FactSet

Price data	
Ø price 5 days Ø volume 5 days (pcs.)	124.51 USD (585,993)
Ø price 30 days Ø volume 30 days (pcs.)	121.30 USD (895,265)
Ø price 100 days Ø volume 100 days (pcs.)	114.81 USD (989,719)
Ø price 250 days Ø volume 250 days (pcs.)	109.04 USD (1,208,826)
YTD High date	126.76 USD (2024/08/02)
YTD Low date	102.17 USD (2024/01/24)
52 Weeks High date	126.76 USD (2024/08/02)
52 Weeks Low date	90.14 USD (2023/10/06)

All listings for DTE ENERGY CORP					
Exchange 	Date	Time	Price	Trading volume (mio.)	Number of trades
Tradegate	2024/08/30	22:02	114.00 EUR	0.00	1
Stuttgart	2024/08/30	17:40	112.00 EUR	0.00	7
NYSE	2024/08/30	22:00	125.02 USD	81.87	14,228
Munich	2024/08/30	17:25	112.00 EUR	0.00	2
London Stock	2022/03/	17:09	125.9993 USD	0.06	1

Exchange	18					
Frankfurt	2024/08/30	08:00	112.00	EUR	0.00	1
Duesseldorf	2024/08/30	19:31	111.00	EUR	0.00	5
Berlin	2024/08/30	08:08	112.00	EUR	0.00	1

Company profile

Company Logo

Contact Details

DTE ENERGY CO.

--

One Energy Plaza - 48226-1279 Detroit

Telefon: +1-313-235-4000

Fax: +1-313-235-8055

E-mail: info@dteenergy.com

PDF Downloads

Company report: DTE ENERGY CORP 

Company Profile

DTE Energy Co. operates as a diversified energy company, which engages in the development and management of energy-related businesses and services. It operates through the following segments: Electric, Gas, DTE Vantage, Energy Trading, and Corporate and Other. The Electric segment consists of generation, purchase, distribution, and sale of electricity to residential, commercial, and industrial customers in southeastern Michigan. The Gas segment is involved in the purchase, storage, transportation, distribution, and sale of natural gas to residential, commercial, and industrial customers throughout Michigan, and the sale of storage and transportation capacity. The DTE Vantage segment focuses on projects that deliver energy and utility-type products and services to industrial, commercial, and institutional customers, produce reduced emissions fuel, and sell electricity and pipeline-quality gas from renewable energy projects. The Energy Trading segment covers energy marketing and trading operations. The Corporate and Other segment includes various holding company activities, holds certain non-utility debt, and holds certain investments, as well as funds supporting regional development and economic growth. The company was founded in January 1995 and is headquartered in Detroit, MI.

Members of Management Board

David Thomas	Member of Board of Directors
--------------	------------------------------

Charles McClure	Member of Board of Directors
-----------------	------------------------------

David Brandon	Member of Board of Directors
---------------	------------------------------

Deborah Byers	Member of Board of Directors
---------------	------------------------------

Gail McGovern	Member of Board of Directors
---------------	------------------------------

Gary Torgow	Member of Board of Directors
-------------	------------------------------

James Vandenberghe	Member of Board of Directors
--------------------	------------------------------

Mark Murray	Member of Board of Directors
-------------	------------------------------

Nicholas Akins	Member of Board of Directors
----------------	------------------------------

Robert Skaggs	Member of Board of Directors
---------------	------------------------------

Valerie Williams	Member of Board of Directors
------------------	------------------------------

Jerry Norcia	Chairman of Managing Board
--------------	----------------------------

David Ruud	Member of Executive Committee
------------	-------------------------------

Diane Antishin	Member of Executive Committee
----------------	-------------------------------

JoAnn Chavez	Member of Executive Committee
--------------	-------------------------------

Joi Harris	Member of Executive Committee
------------	-------------------------------

Lisa A. Muschong	Member of Executive Committee
------------------	-------------------------------

Mark Stiers	Member of Executive Committee
Matthew Paul	Member of Executive Committee
Robert Richard	Member of Executive Committee
Trevor F. Lauer	Member of Executive Committee